

000885.SZ

000826.SZ

cevia

41

9



77

---

|         |           |
|---------|-----------|
| .....   | <b>5</b>  |
| .....   | <b>7</b>  |
| .....   | 7         |
| — ..... | 9         |
| .....   | <b>11</b> |
| .....   | 11        |
| .....   | 13        |
| .....   | 26        |
| .....   | 26        |
| .....   | 27        |
| .....   | 27        |
| .....   | 30        |
| .....   | 30        |
| .....   | 39        |
| .....   | 40        |
| .....   | 41        |
| .....   | 41        |
| .....   | <b>43</b> |
| .....   | 43        |
| .....   | 46        |
| .....   | 50        |
| .....   | <b>51</b> |
| .....   | 51        |
| .....   | 54        |
| .....   | 67        |
| .....   | 67        |
| .....   | 68        |
| .....   | 69        |

≡

≡

---

|   |       |            |
|---|-------|------------|
|   | ..... | 70         |
|   | ..... | 86         |
|   | ..... | <b>90</b>  |
|   | ..... | 90         |
|   | ..... | 90         |
| ≡ | ..... | 95         |
|   | ..... | 96         |
|   | ..... | 97         |
|   | ..... | 98         |
|   | ..... | 99         |
|   | ..... | 100        |
| ≡ | ..... | 101        |
|   | ..... | <b>102</b> |
|   | ..... | 102        |
|   | ..... | 102        |
| ≡ | ..... | 109        |
|   | ..... | 110        |
|   | ..... | 111        |
|   | ..... | 111        |
|   | ..... | 114        |
|   | ..... | 115        |
| ≡ | ..... | 115        |
|   | ..... | <b>116</b> |
|   | ..... | 116        |
|   | ..... | 119        |
|   | ..... | 123        |
|   | ..... | <b>124</b> |
| ≡ | ..... |            |

≡

---

|           |            |
|-----------|------------|
| .....     | 124        |
| .....     | 126        |
| 20% ..... | 128        |
| .....     | 131        |
| .....     | 131        |
| .....     | 132        |
| .....     | <b>133</b> |
| .....     | 133        |
| .....     | <b>138</b> |
| .....     | 138        |
| .....     | 142        |



1

/

/

2

3

4

5

---

---

|  |  |   |
|--|--|---|
|  |  | A |
|  |  | A |
|  |  |   |
|  |  |   |
|  |  |   |
|  |  |   |
|  |  | / |
|  |  | / |
|  |  |   |
|  |  |   |
|  |  | A |
|  |  | A |
|  |  |   |
|  |  |   |



|     |  |                                      |
|-----|--|--------------------------------------|
|     |  |                                      |
| EPC |  | Engineering Procurement Construction |
| TOT |  | Transfer-Operate-Transfer - -        |

---

2021 1 22

<

>

2021 7 22

<

>

2016

6

6

|        |   |       |
|--------|---|-------|
|        |   |       |
|        | = | =     |
| 108.58 |   | 76.54 |
| 1      |   | 1     |

|  |          |        |            |
|--|----------|--------|------------|
|  |          |        |            |
|  | 2        |        | 2          |
|  |          | 20     | 120        |
|  |          | 11.63  | 90%        |
|  | /        |        | 8.80 /     |
|  | 20       | 6.90   | 120        |
|  | /        | 10%    | 90% 5.35 / |
|  |          | 7.59 / | 3          |
|  | 3        |        | 1          |
|  | 1        |        | =          |
|  | =        | /      | /          |
|  |          |        | 1:0.6080   |
|  |          |        | 0.6080     |
|  | 1:0.6526 | 1      |            |
|  | 0.6526   |        |            |

642,078,255

642,078,255

1,430,578,784

1,430,578,784

933,595,715



35

**1**

**2**

1.00

**3**

A

---

4

90%

20

60

120

120

90% 8.80 /

120

90% 5.35 /

1

=

/

1:0.6080

1

0.6080

5

642,078,255

1,430,578,784

869,791,901



**6**

**7**

**1**

/

**10.11 /**

---

/



3

1

2



a 399106. SZ 20  
10 20% 10 20 20%

b 883159. WI  
20 10 20% 20  
10 20  
20%

a 399106. SZ 20  
10 20% 10 20 20%

b 883159. WI  
20 10 20% 20  
10 20  
20%

4

10



4  
1  
2

a. 399106. SZ 20  
10 20 10  
20% 20%

b. 883180. WI  
20 10 20  
20% 20%  
10 20  
20%

---

a. 399106. SZ 20

10  
20% 20 10  
20 20%

b. 883180. WI

20 10 20  
20% 20  
10 20  
20%  
4  
10

8



**10**

1

2

3

4

5

6

11



**1**

A

1.00

**2**

**3**

35

2

**4**

20

80%

---

5

19

100%

30%

6

19

7

6

8

9

12

=

76.54

2020

|  |         |         |         |
|--|---------|---------|---------|
|  |         |         |         |
|  | 132.99  | 46.99   | 33.93   |
|  | 423.73  | 134.17  | 85.21   |
|  | 423.73  | 134.17  | -       |
|  | 318.61% | 285.51% | 251.14% |

2020

50%

2020

50%

2020

50%

5,000



50%                      2020  
                                 5,000

2017    3

2017    5

[2019] 128

2020

1    10

---

1

1:0.6080

1,511,870,156

|  | 362,579,146 | 56.47%  | 362,579,146   | 23.98%  |
|--|-------------|---------|---------------|---------|
|  | -           | -       | 209,125,083   | 13.83%  |
|  | -           | -       | 144,064,136   | 9.53%   |
|  | -           | -       | 50,353,915    | 3.33%   |
|  | -           | -       | 14,707,032    | 0.97%   |
|  | 279,499,109 | 43.53%  | 940,165,927   | 62.19%  |
|  | 642,078,255 | 100.00% | 1,511,870,156 | 100.00% |

1:0.6080

362,579,146

23.98%

2

---

35  
19

100%

30%

8.80 /

30%

1:0.6080

1,727,779,247

|  | 362,579,146 | 56.47%  | 362,579,146   | 20.99%  |
|--|-------------|---------|---------------|---------|
|  | -           | -       | 209,125,083   | 12.10%  |
|  | -           | -       | 144,064,136   | 8.34%   |
|  | -           | -       | 50,353,915    | 2.91%   |
|  | -           | -       | 14,707,032    | 0.85%   |
|  | 279,499,109 | 43.53%  | 1,156,075,018 | 66.91%  |
|  | 642,078,255 | 100.00% | 1,727,779,247 | 100.00% |

1:0.6080

362,579,146

20.99%



1

2

1

2

3

4

5

6

|  |  |   |
|--|--|---|
|  |  |   |
|  |  | 1 |
|  |  | 2 |

|  |  |  |
|--|--|--|
|  |  | 3  |
|  |  | 4  |
|  |  | 1.   |
|  |  | 2.   |
|  |  | <p style="margin-left: 100px;">2020 4 3</p> <p style="margin-left: 100px;">2020 108</p> <p style="margin-left: 150px;">2020 1 14</p> <p style="margin-left: 150px;">2020 4</p> |
|  |  | 3  |
|  |  | 1  |
|  |  | 36   |
|  |  | 2  |
|  |  | 1  |

|  |  |   |    |
|--|--|---|----|
|  |  | 2 |    |
|  |  | 3 |    |
|  |  | 4 | )  |
|  |  | 1 |    |
|  |  | 2 |    |
|  |  | 1 | 36 |
|  |  | 2 |    |

---

|  |  |   |
|--|--|---|
|  |  |   |
|  |  | 1 |
|  |  | 2 |
|  |  | 3 |
|  |  | 4 |
|  |  | 1 |
|  |  | 2 |

---

1

36

2

---

|  |  |    |
|--|--|----|
|  |  | 36 |
|  |  | 2  |
|  |  | 1  |
|  |  | 2  |
|  |  | 3  |
|  |  | 4  |
|  |  | 1  |

---

|  |  |              |
|--|--|--------------|
|  |  | 2            |
|  |  | 1<br>36<br>2 |
|  |  | 1<br>2       |
|  |  | 1<br>36<br>2 |

---

1

2

3

|  |  |  |
|--|--|--|
|  |  |  |
|  |  | <p>1</p> <p style="text-align: right;">36</p> <p>2</p>   |
|  |  | <p>1.</p> <p>2</p> <p style="text-align: right;">/ /</p> |
|  |  | <p>1</p> <p>2</p> <p>3</p> <p>4</p>                      |



≡

≡

1

2

A

3

1

A

2



1

2

A

3

1

A

2



128

7

41

---



20

20%

128

1

2

3

4

5



---



**1**

2018 6

2018 12

**2**

2019

ETC

---

**1**

**2 PPP**

PPP

PPP

PPP

**3**

**4**

---

5

1

2

A

19

35

2021 3 31 61.72%  
61.33%

| 2019 | 2020   | 2021 1-3 |      |
|------|--------|----------|------|
| 3.59 | -15.37 | -1.22    | 2021 |

2021 1-6

33-40 30-35 2021 1-6

---



**1**

2015 8

2015 10

---

2020 10

2020 14

**2**

2015 1

2019 1

2019 9

2019 11



3

2020 9 22

2030

2060

2021

3%

1



2

35

54

---

1

2

1.00

A

3

4

90%

20

60

120

120

90% 8.80 /

120

90% 5.35 /

---

1 = /

1:0.6080

1

0.6080

5

642,078,255

1,430,578,784

869,791,901

6

7

1

---

/

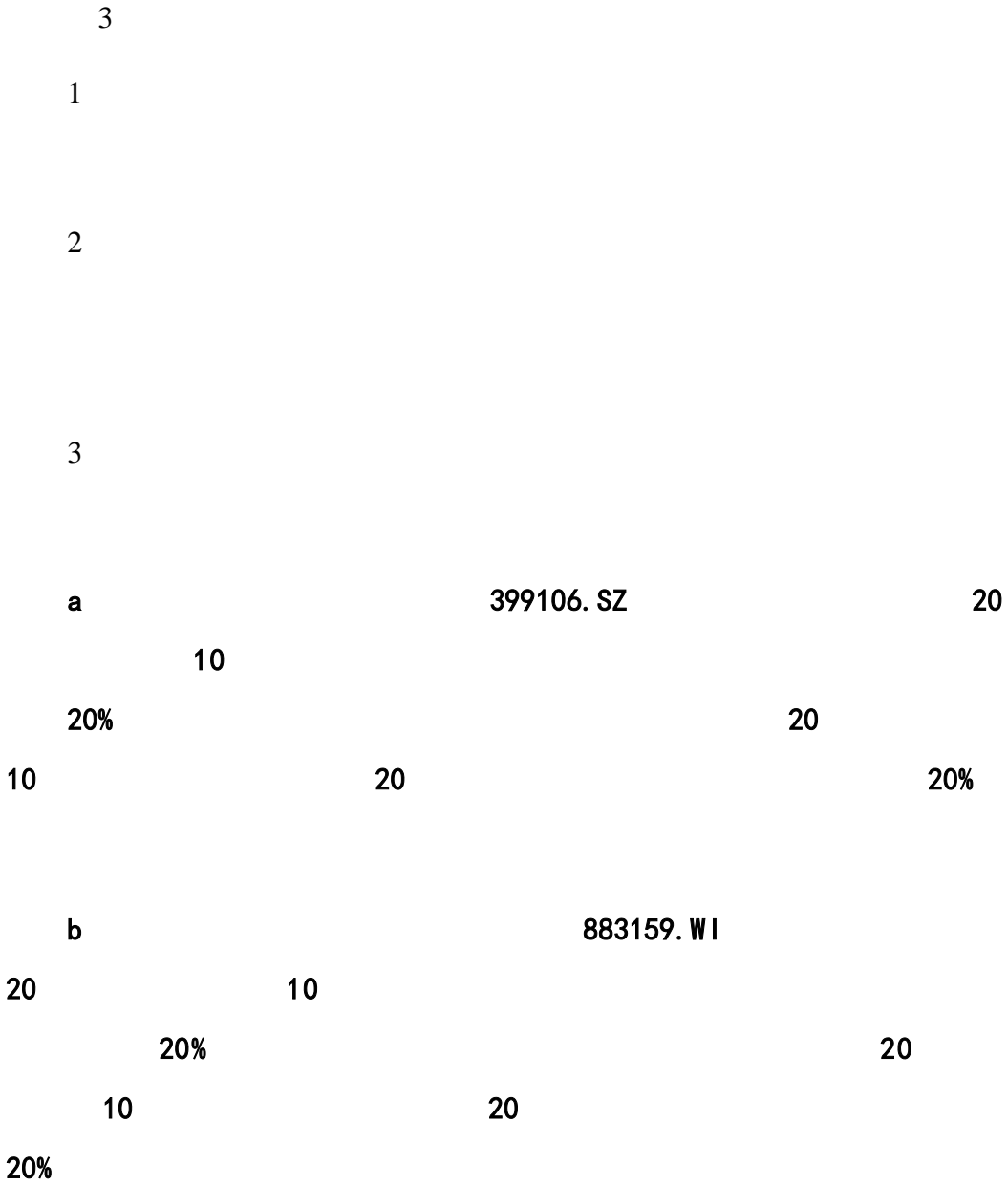
10.11 /

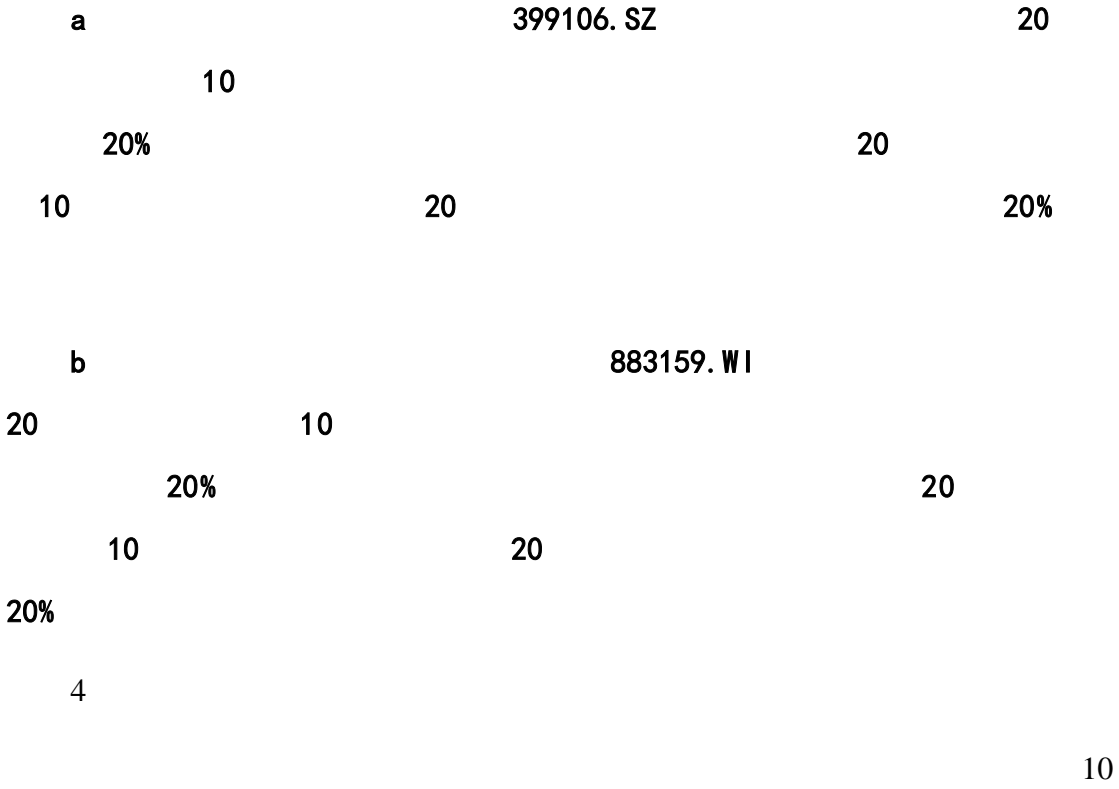


2

/







- 4
- 1
- 2

---

3

a. 399106. SZ 20

10

20% 20 10

20 20

20%

b. 883180. WI

20 10

20% 20

10 20



**8**

**9**

**10**

**1**



2

3

/

4

5



6

11

12

1

A

1.00

2

3

35

65

---

---

6

19

7

6

8

9

10

12

12

---

=

76.54

2020

|  |         |         |         |
|--|---------|---------|---------|
|  |         |         |         |
|  | 132.99  | 46.99   | 33.93   |
|  | 423.73  | 134.17  | 85.21   |
|  | 423.73  | 134.17  | -       |
|  | 318.61% | 285.51% | 251.14% |

2020

50%

2020

50%

2020

50%

5,000

2020

50%

5,000

2017 3

2017 5



[2019]128

2020

1 10

1

2

1

2

3

4

5

6





3



5

1

2

3

/

4

---

10.11 /

---

20% 20 20%

10 20 20%

b 883159. WI

20 10 20

20% 10 20%

20%

10

6

1

2



3

4

5

6

1

---

2

/

3

/

4

4.82 /

5

1

2

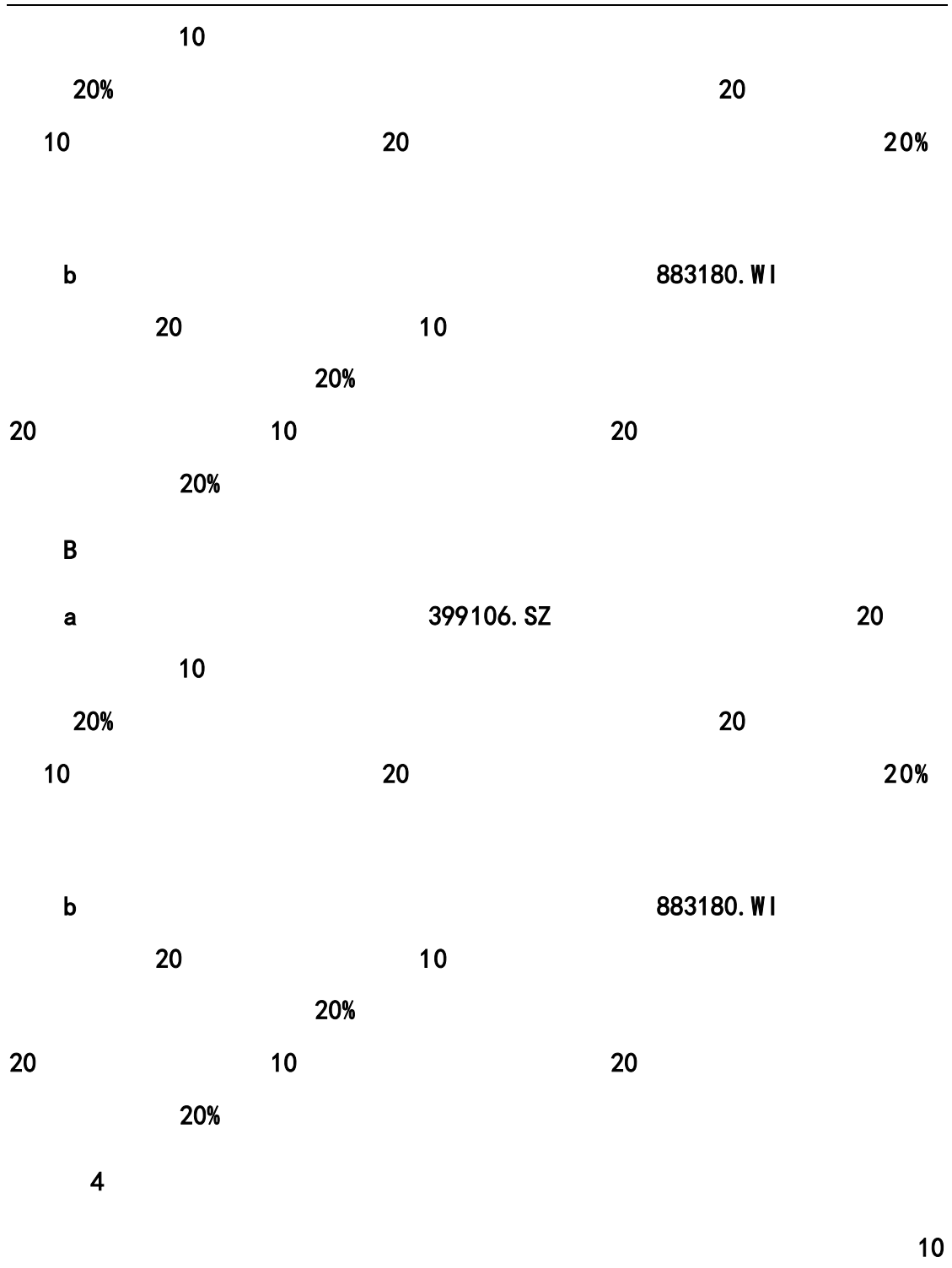
3

A

a

399106. SZ

20





6

1

2

3

---

4

5

6

1

2

1

1

2



3

2

3

5

4

5

1

2

1

---

2

3

4

/

5

---

6

7

1

2

1

2

---



3

1

4

i

ii

iii

5

6

7

1

8

1

2



3

4

5

6

7

9

---

1

1

2

3

4

5

2

---

1

1:0.6080

1,511,870,156

|  | 362,579,146 | 56.47%  | 362,579,146   | 23.98%  |
|--|-------------|---------|---------------|---------|
|  | -           | -       | 209,125,083   | 13.83%  |
|  | -           | -       | 144,064,136   | 9.53%   |
|  | -           | -       | 50,353,915    | 3.33%   |
|  | -           | -       | 14,707,032    | 0.97%   |
|  | 279,499,109 | 43.53%  | 940,165,927   | 62.19%  |
|  | 642,078,255 | 100.00% | 1,511,870,156 | 100.00% |

1:0.6080

362,579,146

23.98%

2

35

19

87



---

|  |                                       |
|--|---------------------------------------|
|  |                                       |
|  | City Development Environment Co.,Ltd. |
|  | 41 9                                  |
|  | 41 16                                 |
|  |                                       |
|  | 91410000711291895J                    |
|  | ( )                                   |
|  | 1998 12 31                            |
|  | 64,207.8255                           |
|  |                                       |
|  |                                       |
|  | 000885                                |
|  | 0371-69158399                         |
|  | 0371-69158399                         |
|  | cfhj000885@163.com                    |
|  |                                       |

[1998]18

PVDC

---

|               |            |           |            |            |
|---------------|------------|-----------|------------|------------|
|               |            |           |            | [1997]1226 |
| 1997 5 31     |            |           |            |            |
| 28,246.32     |            | 13,987.72 |            | [1998]182  |
|               | 1998 12 31 |           |            | 1:1.39     |
| 10,000        |            |           |            |            |
|               |            | [1998]301 |            | [1998]302  |
| [1998]303     |            | 1998 12 2 |            |            |
|               |            | 1.00      |            | A 6,000    |
|               |            | 580       | 7.08       |            |
| 16,000        |            | 40,980.00 |            |            |
|               | 1998 12 26 |           | 1998 12 31 |            |
|               |            |           | 16,000     |            |
| 4100001004589 |            |           |            | [1999]13   |

---

|          |             |              |         |      |   |    |        |        |
|----------|-------------|--------------|---------|------|---|----|--------|--------|
|          |             |              |         | 2003 | 7 | 4  |        |        |
|          |             |              |         |      |   |    | 16,000 |        |
|          |             |              |         |      |   |    |        | 16,000 |
| <b>2</b> | <b>2005</b> | <b>~2006</b> |         |      |   |    |        |        |
| 2005     | 4           | 4            |         | 2005 |   |    | 72-1   |        |
|          |             |              |         | 2005 | 4 | 17 |        |        |
| 3,300    |             |              |         |      |   |    | 3,000  |        |
|          |             |              |         |      |   |    |        | 16,000 |
|          |             |              |         |      |   |    |        | 3,340  |
|          |             |              | 20.875% |      |   |    |        | 3,000  |
|          |             |              | 18.75%  |      |   |    |        |        |
| 2005     | 10          | 17           |         | 2005 |   |    | 128-1  |        |
|          |             |              |         | 2005 |   |    | 72-6   |        |
| 3,000    |             |              |         |      |   |    |        | 930    |
| 1,063    |             |              |         |      |   |    |        | 1,400  |
|          |             | 1,600        |         |      |   |    |        | 4,740  |
|          |             |              | 29.625% |      |   |    |        | 4,600  |
|          |             |              | 28.75%  |      |   |    |        |        |
| 2006     | 7           | 12           |         |      |   |    |        |        |
|          |             |              |         |      |   |    |        | 4,600  |
|          |             |              |         |      |   |    |        | 4,140  |
|          | 2007        | 6            | 19      |      |   |    |        | 2007   |
| 7        | 9           |              |         |      |   |    |        |        |
| 9,340    |             |              | 58.375% |      |   |    |        |        |
|          |             |              |         |      |   |    |        | 16,000 |
| <b>3</b> | <b>2007</b> | <b>8</b>     |         |      |   |    |        |        |
| 2006     | 8           | 7            |         |      |   |    |        |        |
|          |             |              |         |      |   |    |        | 70%    |

10 2

300

10 0.5

10 2.5

2007 8 7

16,000

2007 8 22

**4 2009 8**

2008 11 3

92,543,955

A

62.02%

60%

67.26%

73.15%

37.80%

0.18%

15.93%

11.21%

5.6%

2009 8 6

2009

8 13

2009 9 29

2009

2009 10 15

|          |             |          |    |             |           |             |
|----------|-------------|----------|----|-------------|-----------|-------------|
|          |             |          |    |             |           | 160,000,000 |
|          |             |          |    |             |           | 252,543,955 |
| <b>5</b> | <b>2012</b> | <b>4</b> |    | <b>2011</b> |           |             |
|          | 2012        | 4        | 6  |             | 2011      | 2011        |
|          |             |          |    | 2011        |           | 252,543,955 |
| 10       |             | 3        |    | 75,763,186  |           | 2012 4 27   |
|          |             |          |    |             |           | 252,543,955 |
|          |             |          |    |             |           | 328,307,141 |
| <b>6</b> | <b>2013</b> | <b>4</b> |    | <b>2012</b> |           |             |
|          | 2013        | 3        | 22 |             | 2012      | 2012        |
|          |             |          |    | 2012        |           | 328,307,141 |
| 10       |             | 3        |    | 98,492,142  |           | 2013 4 2    |
|          |             |          |    |             |           | 328,307,141 |
|          |             |          |    |             |           | 426,799,283 |
| <b>7</b> | <b>2014</b> | <b>6</b> |    | <b>2013</b> |           |             |
|          | 2014        | 6        |    |             |           |             |
|          |             | A        |    |             | [2014]484 |             |
|          |             |          |    | 4,800       |           | 302,400,000 |
|          |             |          |    |             |           | 426,799,283 |
|          |             |          |    |             |           | 474,799,283 |
| <b>8</b> |             |          |    |             |           |             |

---

21,582,700

299,999,530

474,799,283                      496,381,983

2018 9 9

**9 2020 8 2019**

2020 8

[2020]740

2020 8 4

496,381,983                      10 3

145,696,272

496,381,983                      642,078,255

2020 11 12

≡

**2021 3 31**

|  |             | %   |
|--|-------------|-----|
|  | -           | -   |
|  | 642,078,255 | 100 |
|  | 642,078,255 | 100 |
|  | 642,078,255 | 100 |

**2021 3 31**

|          |  |                      | %             |
|----------|--|----------------------|---------------|
| <b>1</b> |  | <b>362, 579, 146</b> | <b>56. 47</b> |

|    |  |            |      |
|----|--|------------|------|
| 2  |  | 62,400,000 | 9.72 |
| 3  |  | 11,037,70  | 1.72 |
| 4  |  | 5,217,099  | 0.81 |
| 5  |  | 4,919,900  | 0.77 |
| 6  |  | 3,499,938  | 0.55 |
| 7  |  | 3,357,171  | 0.52 |
| 8  |  | 2,753,304  | 0.43 |
| 9  |  | 2,344,300  | 0.37 |
| 10 |  | 2,311,940  | 0.36 |

≡

2017 3

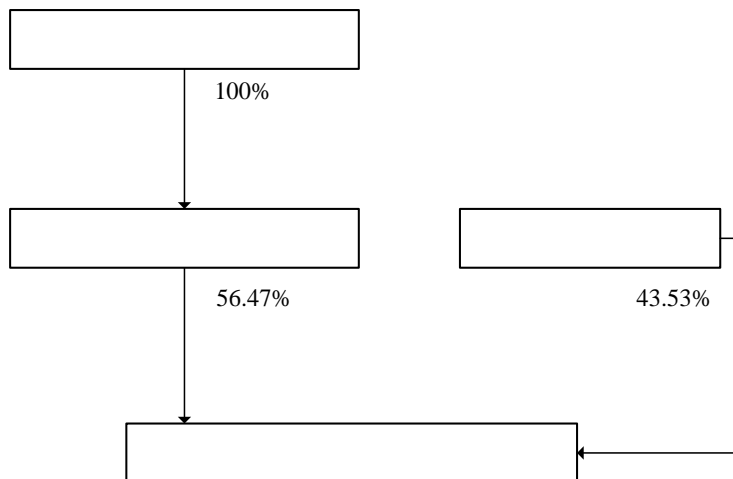
2017 5

[2019] 128

2020

1 10

|  |                       |
|--|-----------------------|
|  |                       |
|  |                       |
|  | 41                    |
|  |                       |
|  | 1,200,000             |
|  | 1991 12 18            |
|  | 1991 12 18 2057 11 30 |
|  | 914100001699542485    |
|  |                       |



2017 9

255

2019 [2020] 16-00006 2020  
 [2021] 16-10006 2021 1-3

|  | 2021 3 31       | 2020 12 31      | 2019 12 31   |
|--|-----------------|-----------------|--------------|
|  | 1, 432, 182. 47 | 1, 329, 921. 17 | 899, 750. 37 |
|  | 883, 978. 35    | 804, 020. 97    | 566, 959. 59 |
|  | 548, 204. 13    | 525, 900. 20    | 332, 790. 78 |
|  | 489, 132. 21    | 469, 933. 79    | 299, 307. 13 |
|  | 2021 1-3        | 2020            | 2019         |
|  | 73, 416. 48     | 339, 279. 75    | 226, 297. 52 |
|  | 26, 801. 53     | 88, 258. 46     | 89, 570. 64  |
|  | 26, 844. 32     | 85, 465. 13     | 86, 148. 31  |
|  | 20, 126. 12     | 63, 015. 28     | 62, 873. 33  |
|  | 19, 387. 60     | 61, 415. 74     | 62, 413. 55  |
|  | 2021 1-3        | 2020            | 2019         |
|  | 9, 920. 02      | 95, 092. 93     | 118, 586. 91 |

|   |                        |                     |                     |
|---|------------------------|---------------------|---------------------|
|   | -114,126.48            | -246,849.78         | -51,065.88          |
|   | 95,744.98              | 260,016.29          | -60,585.68          |
|   | -8,461.48              | 108,259.44          | 6,935.35            |
|   | 2021 3 31<br>/2021 1-3 | 2020 12 31<br>/2020 | 2019 12 31<br>/2019 |
| / | 0.30                   | 1.08                | 1.26                |
|   | 49.99%                 | 38.12%              | 57.92%              |
|   | 61.72%                 | 60.46%              | 63.01%              |
|   | 3.59%                  | 16.71%              | 21.62%              |

2020 1 14      2020 4 3

[2020] 4

2020 108

1

1.11

3,296.7

2014 1 1

2018 6 30

1.11

2

(2018 01 2479

6

4500T/D



30 1.11

2479 (2018 01  
2019 533 2019 4 26  
2018 01 2479 1.  
2018 01 2479 2.  
6 4500T/D

3.

30 1.11

4.

5.

2019 4 26

(2019 533  
5236

2019



≡

|  |  |
|--|--|
|  |  |
|  | Tus Environmental Science and Technology Development Co., Ltd. |
|  | 77   |
|  | 77   |
|  |  |
|  | 91420000179120511T   |
|  | ( )  |
|  | 1993 10 11   |
|  | 143,057.8784   |
|  |  |
|  |  |
|  | 000826   |
|  | 0717-6442936   |
|  | 0717-6442936   |
|  | 000826@tus-est.com   |
|  |  |

[1993]30

---

1993 104,610,000

[1997]497 [1997]498 1998  
1 15 3,500  
1.00 5.99 / 1998 2 25  
10,461 13,961

**1 1999 1998**

1999 5 18 1998 1998  
13,961 10 3 4,188.3  
13,961 18,149.30 1998

18,149.30

**2 2000**

1999 12 22 [1999]239 2000 1 21

[2000]20 2000 3 6

[2000]42

7,150

2000 9 20

[2000]237

2000 5 18

[2000]197

3,849.30

---

**3 2003**

2003 10 12  
[2003]291  
3,849.30 7,150.00  
21.21% 39.40%  
2003 12 29  
\*ST 2003 57  
60.61%  
18,149.30  
2003 10 30  
2005 5 20

**4 2006 2**

2006 1 23  
10 2.5  
15,343,293  
1998 2011 7 18  
2010 0787  
906,707 16,250,000  
2006 2 10  
181,493,000

|          |             |          |             |          |      |      |             |
|----------|-------------|----------|-------------|----------|------|------|-------------|
| <b>5</b> | <b>2007</b> | <b>5</b> | <b>2006</b> |          |      |      |             |
| 2007     | 5           | 12       |             | 2006     |      |      |             |
| 2006     |             |          |             | 2006     | 12   | 31   | 181,493,000 |
|          |             |          | 10          | 1        |      | 10   | 0.2         |
|          |             |          |             |          |      |      | 19,964.23   |
| <b>6</b> | <b>2008</b> | <b>7</b> |             | <b>A</b> |      |      |             |
| 2008     | 5           | 5        |             |          |      |      |             |
|          |             |          | [2008]636   |          |      |      | 3,000       |
|          |             | 2008     | 7           | 1        |      | A    | 3,000       |
|          | 1           |          | 14.90       | /        |      |      | 44,700      |
|          |             | A        |             |          |      |      | 229,642,300 |
| <b>7</b> | <b>2008</b> | <b>9</b> | <b>2008</b> |          |      |      |             |
| 2008     | 8           | 30       |             | 2008     |      |      |             |
| 2008     |             |          |             |          |      | 2008 | 7 7         |
|          |             |          | 229,642,300 |          | 10   | 4    | 10          |
| 0.45     |             |          |             | 2008     | 7    | 7    | 229,642,300 |
|          | 2008        | 6        | 30          |          | 10   | 4    |             |
|          |             |          | 183,713,840 |          |      |      |             |
|          |             |          |             |          |      |      | 413,356,140 |
| 2010     | 4           | 28       |             |          |      |      |             |
| <b>8</b> | <b>2012</b> | <b>1</b> |             |          |      |      |             |
| 2010     | 12          |          |             | 2010     |      |      |             |
|          |             |          |             | 2010     | 12   | 21   |             |
| 823.87   |             |          | 823.87      |          | 2012 | 1    |             |

---

1,742,525

2012 1 30

415,098,665

**9 2012 5 2011**

2012 4 26

2011

2011

415,098,665

10

1.00

415,098,665

2011 12 31

10

2

83,019,733

415,098,665

498,118,398

**10 2013 1**

2012 11 5

[2012]1622

2012 12 20

498,118,398

10 3

12.71 /

145,601,142

1,850,590,514.8

643,719,540

2013

1 9

**11 2013 5**

2013 5

2,291,594

373,642

2,665,236

646,384,776

2013 8 29

---

**12 2013 12**

2013 12

2,270,866

280,221

2,551,087

2014 3 22

648,935,863

**13 2014 5 2013**

2014 4 23

2013

2013

648,935,863

10

1.00

648,935,863

2013 12 31

10

3

194,680,758

648,935,863

843,616,621

**14 2015 4**

2015 4 10

252,179,937

846,241,398 29.80%

15.01%

2015 7 16

[2015]39

843,616,621

---

**15 2015 10**

2015 1 18

<

>

<

>

<

>

52

2,920,320

2015 10 30

52

2015 10 20

846,536,940

**16 2015 12**

2014 11

2014

2014 12 26

1,983.20

1,983.20

2015 12

7,760,640

854,297,580

**17 2017 8**

[2017]752

2017 8

167,544,409

2011 0 0 1 499.7 658.67 Tm[,165P7 T50<0C49BDC BT/F 12 Tf Tm[,1A4DMD 90>> B

| 18   | 2018 | 5    | 2017           |
|------|------|------|----------------|
| 2018 | 5    | 3    | 2017           |
|      |      |      | 2017           |
|      |      | 2017 | 12 31          |
|      |      | 10   | 4.00           |
| 10   |      | 0    |                |
|      |      |      | 1,021,841,989  |
|      |      |      | 408,736,795.60 |
|      |      |      | 10 4           |
|      |      |      | 408,736,796    |
|      |      |      | 1,430,578,784  |

2019 7 4

≡

2021 3 31

|  |               | %     |
|--|---------------|-------|
|  | 4,323,916     | 0.30  |
|  | 4,323,916     | 0.30  |
|  | -             | -     |
|  | 1,426,254,868 | 99.70 |
|  | 1,430,578,784 | 100   |

2021 3 31

|   |             | %     |
|---|-------------|-------|
| 1 | 236,947,592 | 16.56 |
| 2 | 159,734,340 | 11.17 |
| 3 | 82,818,938  | 5.79  |
| 4 | 71,084,278  | 4.97  |
| 5 | 49,200,773  | 3.44  |
| 6 | 35,542,139  | 2.48  |
| 7 | 24,189,197  | 1.69  |
| 8 | 22,147,437  | 1.55  |
| 9 | 17,545,083  | 1.23  |

|    |  |            |      |
|----|--|------------|------|
| 10 |  | 12,619,320 | 0.88 |
|----|--|------------|------|

≡

2020 11 5

10,773

14.84%

|  |                       |
|--|-----------------------|
|  |                       |
|  |                       |
|  | 1 1 A 15 1503         |
|  |                       |
|  | 103,690.0905          |
|  | 2014 09 30            |
|  | 2014 09 30 2034 09 29 |
|  | 911101083179580061    |
|  |                       |

---

+ +



3

+

4

2

EPC

BOT PPP

1

BOT TOT PPP

2



|  |        |         |       |
|--|--------|---------|-------|
|  | -1.20% | -12.69% | 2.31% |
|--|--------|---------|-------|

2021 5 21

2021 7 9 1  
EPC+0

2020 9 16

EPC+0

2020 11 4

2

[2021]19



≡



20

20%

128

- 1
- 2
- 3
- 4
- 5



---

---

---

**1**

**2 PPP**

PPP

PPP

PPP

**3**

**4**

---

**5**

**1**

**2**

**A**

**19**

**35**

---

3

4

|      |   |    |        |
|------|---|----|--------|
| 2021 | 3 | 31 | 61.72% |
|------|---|----|--------|

61.33%

5

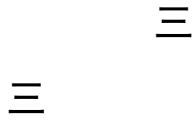
|      |        |          |      |
|------|--------|----------|------|
| 2019 | 2020   | 2021 1-3 |      |
| 3.59 | -15.37 | -1.22    | 2021 |

2021 1-6

30-35 2021 1-6

33-40

---



1

2

A

3

1

A

2



1

2

A

3

1

A

2



2021 6 2

100%

100%

2021 5 14

100,800.90

12

2021 6 18

2021

100%

2021 6 2

95%

95%

95%

95%

95%

2020 12 31

28,147.80

12

2021 6 18

2021

95%

2021 7 9

50%



50%

25,950

12

2021 1 18

2020 12 10

10

42.08%

57.92%

2021 6 18

2021

100%

100%

2021 5 14

100,800.90

2021 6 18

2021

95%

2020 12 31

5

95%

---

28,147.80

5%

12

20%

2021 1 11

20%

1

20%

128

2021 1 11

20

| /          | 21<br>2020 12 10 | 1<br>2021 1 8 |         |
|------------|------------------|---------------|---------|
| /          | 11.88            | 10.98         | -7.58%  |
| 399106. SZ | 2,253.43         | 2,419.50      | 7.37%   |
| 883159. WI | 1,682.86         | 1,593.37      | -5.32%  |
|            | /                | /             | -14.95% |
|            | /                | /             | -2.26%  |

Wind

399106. SZ

883159. WI

20

20%

128

20

2

20%

128

2021 1 11

20

|           |                  |               |         |
|-----------|------------------|---------------|---------|
| /         | 21<br>2020 12 10 | 1<br>2021 1 8 |         |
| /         | 7.54             | 6.58          | -12.73% |
| 399106.SZ | 2,253.43         | 2,419.50      | 7.37%   |
| 883180.WI | 5,329.96         | 4,882.12      | -8.40%  |
|           | /                | /             | -20.10% |
|           | /                | /             | -4.33%  |

Wind

399106.SZ

883180.WI

20

20%

128

2021 7 23

20%

1

20%

128

2021 7 23

20

|           |                 |                |        |
|-----------|-----------------|----------------|--------|
| /         | 21<br>2021 6 24 | 1<br>2021 7 22 |        |
| /         | 9.55            | 10.11          | 5.86%  |
| 399106.SZ | 2,415.36        | 2,503.85       | 3.66%  |
| 883159.WI | 1,719.18        | 1705.17        | -0.81% |
|           | /               | /              | 2.20%  |

|   |                 |                |       |
|---|-----------------|----------------|-------|
| / | 21<br>2021 6 24 | 1<br>2021 7 22 |       |
|   | /               | /              | 6.68% |

Wind

399106. SZ

883159. WI

20

20%

128

20

2

20%

128

2021 7 23

20

|            |                 |                |         |
|------------|-----------------|----------------|---------|
| /          | 21<br>2021 6 24 | 1<br>2021 7 22 |         |
| /          | 5.55            | 4.82           | -13.15% |
| 399106. SZ | 2415.36         | 2,503.85       | 3.66%   |
| 883180. WI | 5249.31         | 5,205.19       | -0.84%  |
|            | /               | /              | -16.82% |
|            | /               | /              | -12.31% |

Wind

---

20%

36

128

131



7



1

1

2

3

4

5

6

7

---

2

1.

2.

3.

12

4.

5.

6.

---

7.

1

1

2

3

4

5

6

---

7

555 555 555

2

---

6.

7.

---

---

|       |       |       |
|-------|-------|-------|
| _____ | _____ | _____ |
| _____ | _____ | _____ |
| _____ | _____ | _____ |

2021 7 22

---

---

---

---

2021 7 22

---

---

---

---

---

---

---

---

2021 7 22

---

---

|       |       |       |
|-------|-------|-------|
| _____ | _____ | _____ |
| _____ | _____ | _____ |
| _____ | _____ | _____ |

2021 7 22

---

---

---

---

2021 7 22

---

---

---

---

---

2021 7 22



2021 7 22



2021 7 22