

(经公司2020年第四次临时股东大会审议通过并生效)





					229,642,300			
10	4	10		0.45	2008	6	30	
	10	4			229,642,300			413,356,140
					1,742,525		2012	1
		413,356,140		415,098,665				
2012	5			2011				2011
					415,098,665			10
	1.00			2011	12	31		10
					415,098,665			2
					498,118,398			
					[2012]1622			2012
					145,601,142			
		498,118,398			643,719,540			
					643,719,540			
					646,384,776			
					646,384,776			
2014	5			2013				2013
	10			1.00	2013	12	31	10
	3				648,935,863			
					843,616,621			
2015	9							
					50,774,484			169,248,280
25,387,242		6,769,931						
					843,616,621			
					846,536,940			
								846,536,940
		854,297,580						
		[2017]752						
		167,544,409		A	2017	8	18	

			854,297,580	1,021,841,989		
2018	5		2017		2017	
		2017	12	31		1,021,841,989
10			4.00		10	4
		1,021,841,989		1,430,578,784		
						236,947,592
				1,430,578,784	A	1,430,578,784

10

6

10%

1

1

25%

1

5%

6

6

5%

6

30

6

30

180

60

1%

5%

30%

50%

30%

10

5

10

5


10

10%

10

5

10



3:00

9:30

3:00





10

1/2

2/3

30%

12

10

5

5

1.

2

3

4

15:00

15:00

1.

2

3

4

5

1.

2



1.

2

1.

2

15

3%

3%

5

2

2

2

1/3

10

3%

10

20

“ ”



2



5

5

3

3


2

1

23



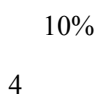
1.



2



3



50% 50%

5 30 300 0.5%

( 3,000 ) 5%

6 30%

12

50%

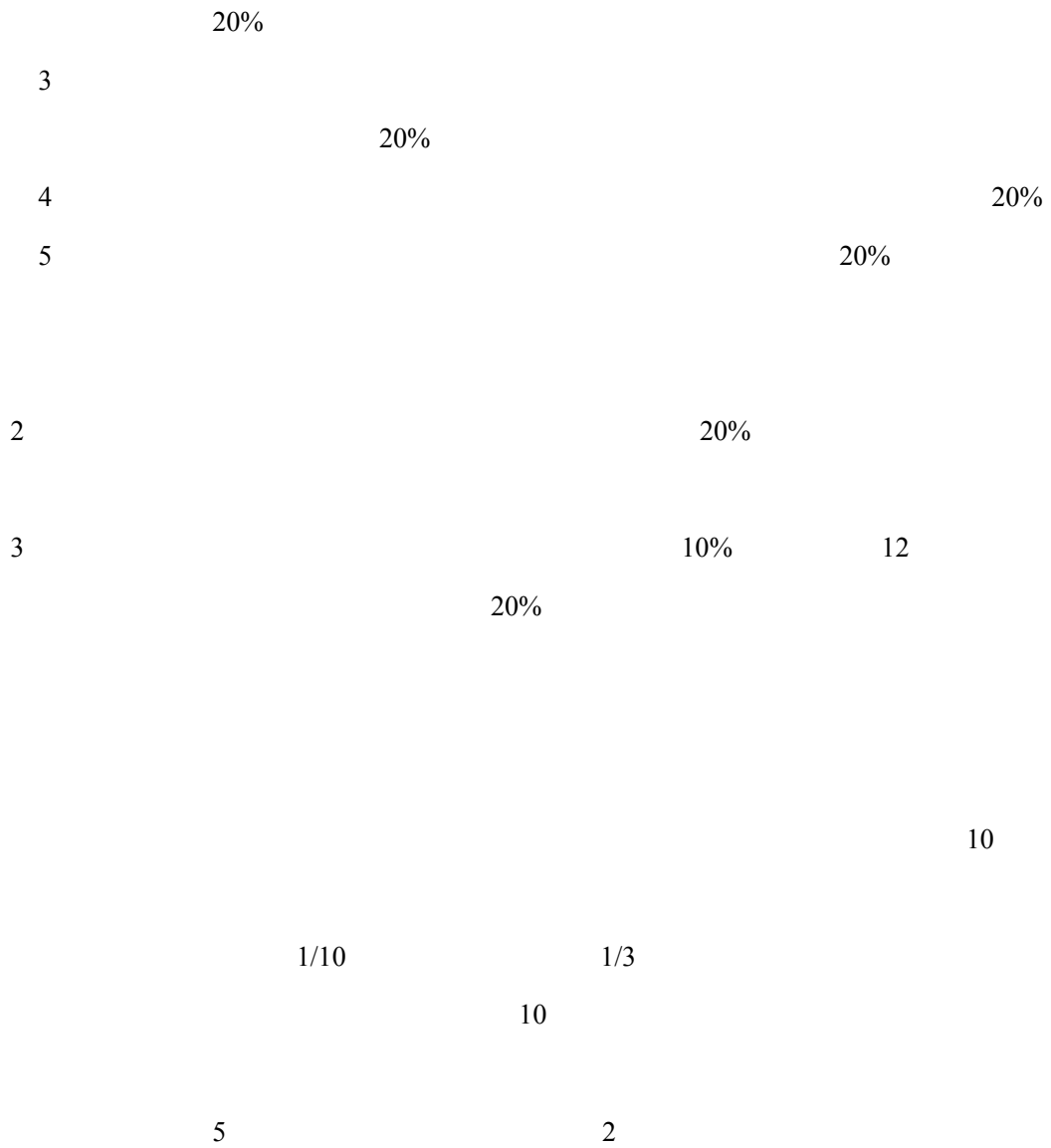
1.

1

20%

20%

2



3

10

28



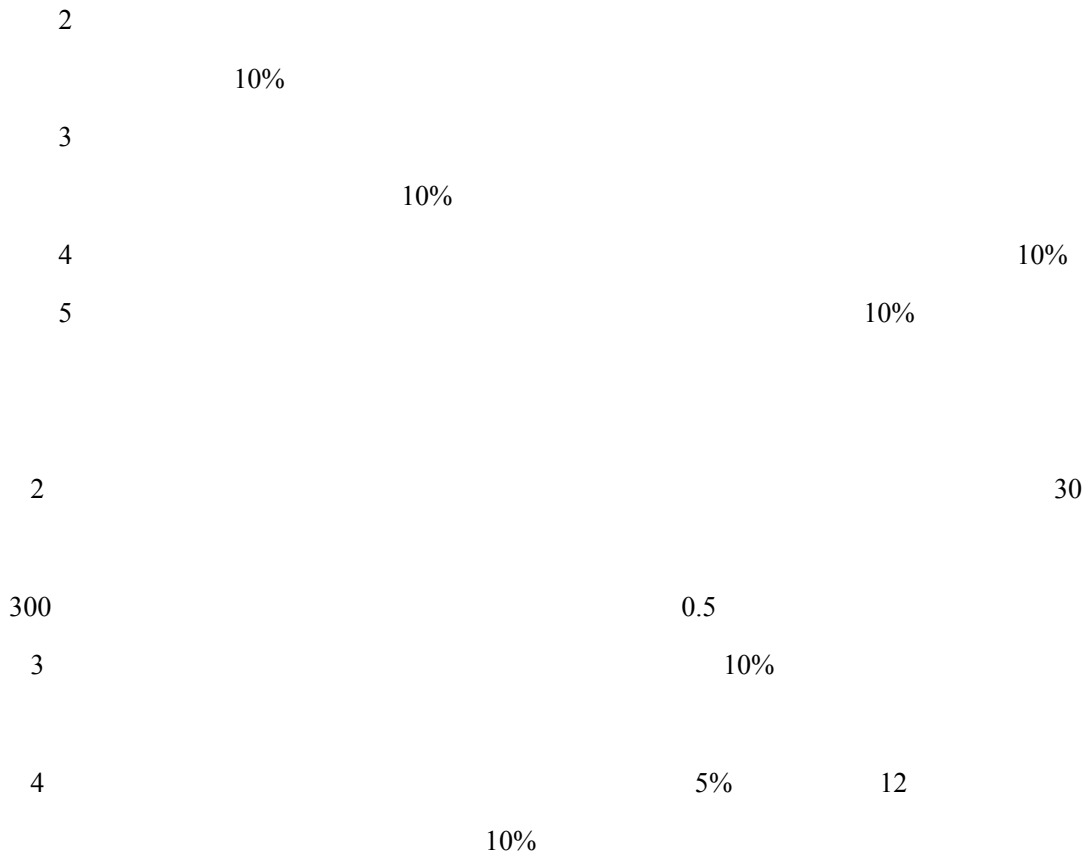
1.

1

10%

10%

30



3

1/3

6

10

1

33



2

1.

2

1.

2

3

4

1

50%      5,000

2

30%

10%

30%

1.

80%

2

40%

3

20%

2/3

“

”

[www.cninfo.com.cn](http://www.cninfo.com.cn)

[www.szse.cn](http://www.szse.cn)

10 30  
30  
45

10%

2/3

15

10 60  
30  
45

39



50%

50%

“ ” “ ” “ ”

“ ” “ ” “ ”

“ ” “ ”