



启迪环境

QIDIHUANJING

2019 半年度报告

SEMI-ANNUAL REPORT

-



| | | |
|--|--|----------|
| | | |
| | | |
| | | " " |
| | | |
| | | |
| | | 2019 1-6 |

第二节

公司简介和
主要财务指标

| | | | |
|--|--|--|--|
| | | | 000826 |
| | | | |
| | | | |
| | | | |
| | | | |
| | | | TUS ENVIRONMENTAL SCIENCE AND TECHNOLOGY DEVELOPMENT Co., LTD. |
| | | | TUS-EST |
| | | | |

| | | |
|--|--------------------|--------------------|
| | | |
| | | |
| | 77 | 77 |
| | 0717-6442936 | 0717-6442936 |
| | 0717-6442936 | 0717-6442936 |
| | 000826@tus-est.com | 000826@tus-est.com |

1

√ □

| | |
|--|---|
| | 114 |
| | 443000 |
| | 77 |
| | 443000 |
| | http://www.tus-est.com |
| | 000826@tus-est.com |
| | 2019 07 12 |
| | 2019-087 |

2

□ √

2018

□ √

| | | | |
|---|-------------------|-------------------|---------|
| | | | |
| | 4,801,452,380.18 | 5,416,433,586.89 | -11.35% |
| | 345,779,452.90 | 607,170,049.33 | -43.05% |
| | 185,582,265.68 | 591,044,137.26 | -68.60% |
| | -156,586,365.92 | -1,044,312,979.43 | 85.01% |
| / | 0.214 | 0.390 | -45.13% |
| / | 0.214 | 0.390 | -45.13% |
| | 2.35% | 3.69% | -1.34% |
| | | | |
| | 42,102,497,837.37 | 39,952,702,188.28 | 5.38% |
| | 14,719,551,007.36 | 14,955,321,489.68 | -1.58% |

--

3,907.50

1

□ √

2

□ √

√ □

| | | |
|--|----------------|----|
| | | |
| | 36,287,284.88 | |
| | 159,354,085.41 | |
| | -4,915,804.72 | |
| | 29,879,433.29 | |
| | 648,945.06 | |
| | 160,197,187.22 | -- |

1 — 1 —

√ □

| | | |
|--|---------------|---------|
| | | |
| | 23,827,740.63 | 2015 78 |

第三节

公司业务概要

1993

2015

“ ”

1

PPP

2

FBC

3

“ ”

4

1

BOT TOT

PPP

2

3

4

2019

1

| | |
|--|--------|
| | |
| | |
| | |
| | 73.23% |
| | |

2

□ √

1

2

“ + ”

112

398

17

57

3

4

第四节

经营情况 讨论与分析

2019

2019

“ ”

7 1

2018-2020

2019-2021
2019-2025

2018 1 1

2018 3

2019

| | | | | |
|--|--------|------------------|--------|----------------|
| | 35.14% | 4,801,452,380.18 | 11.35% | 476,910,793.40 |
| | | 375,621,330.80 , | 40.36% | 40.36% |

1

| | | | | |
|---------|----------|----------|-------|----------|
| | | 15,803 / | | 11,300 / |
| 3,513 / | | | 970 / | 20 / |
| | 45,893 / | | | |

2

2019 6 30 265.69 / 88 /
 A 15.6%
 7.58%
 3
 “ ”
 “ ”
 2019
 400 43.07 /
 26 10
 44 18 26
 8
 4
 6,000 11 2019 1-6 376.77
 3
 “ ”

“ ” “ ”

| | | | | |
|--|------------------|------------------|---------|--|
| | | | | |
| | 4,801,452,380.18 | 5,416,433,586.89 | -11.35% | |
| | 3,612,790,298.85 | 3,624,337,635.34 | -0.32% | |
| | 74,110,908.90 | 128,255,483.35 | -42.22% | |
| | 379,257,585.17 | | | |

| | | | | |
|--|-----------------|-------------------|------------|--|
| | | | | |
| | -156,586,365.92 | -1,044,312,979.43 | 85.01% | |
| | -834,236,841.62 | -2,107,596,023.28 | 60.42% | |
| | 883,402,768.41 | 1,321,671,754.86 | -33.16% | |
| | -107,361,071.89 | -1,830,025,440.22 | 94.13% | |
| | 25,819,232.48 | -64,429.69 | 40,173.50% | |
| | 176,705,819.95 | 23,187,857.33 | 662.06% | |
| | 8,461,025.70 | 18,624,916.84 | -54.57% | |
| | 375,621,330.80 | 629,817,430.30 | -40.36% | |

□ √

□ √

1

| | 2,715,006,623. 64 | 6.45% | 3,033,685,685. 77 | 8.21% | -1.76% | |
|--|----------------------|--------|----------------------|--------|--------|--|
| | 6,576,515,935. 24 | 15.62% | 5,573,183,663. 73 | 15.08% | 0.54% | |
| | 696,804,458.1 9 | 1.66% | 630,724,920.23 | 1.71% | -0.05% | |
| | 34,680,477.03 | 0.08% | 35,930,422.11 | 0.10% | -0.02% | |
| | 869,926,633.2 6 | 2.07% | 850,484,119.42 | 2.30% | -0.23% | |

| | | | | | | |
|--|-----------------------|--------|-----------------------|--------|--------|--------|
| | 3,124,609,643. 28 | 7.42% | 2,634,351,548. 37 | 7.13% | 0.29% | |
| | 14,347,213,32 7.69 | 34.08% | 14,817,556,629 .74 | 40.09% | -6.01% | |
| | 3,460,244,559. 75 | 8.22% | 2,620,000,000. 00 | 7.09% | 1.13% | 32.07% |
| | 7,078,218,861. 33 | 16.81% | 4,750,415,764. 34 | 12.85% | 3.96% | 49% |
| | 171,448,686.3 5 | 0.41% | 9,044,250.16 | 0.02% | 0.39% | |

| | | | | | | |
|--|----------------------|-------|----------------------|--------|---------|---------|
| | 3,584,804,322. 58 | 8.51% | 558,475,374.32 | 1.51% | 7.00% | 541.89% |
| | 0.00 | 0.00% | 4,590,975,342. 51 | 12.42% | -12.42% | 100% |
| | 1,600,000,000. 00 | 3.80% | 1,000,000,000. 00 | 2.71% | 1.09% | 60% |
| | 1,458,606,584. 13 | 3.46% | 492,768,300.48 | 1.33% | 2.13% | 196% |
| | 37,840,347.45 | 0.09% | 0.00 | 0.00% | 0.09% | |

| | | |
|----------------|------------------|---------|
| 174,214,200.00 | 1,969,903,399.66 | -91.16% |
|----------------|------------------|---------|

2

√ □

| | | | | | | | | | | | | | | | |
|--|--|--|--|--|--|--|--|--|--|--|--|--|--|--|--|
| | | | | | | | | | | | | | | | |
|--|--|--|--|--|--|--|--|--|--|--|--|--|--|--|--|

100,00
 0,000.0 100.00
 0 % 0.00

| | | | | | | | | | | | | | |
|--|--|--|---------------|---------|--|--|--|--|--|--------------|--|---------------|--------------|
| | | | | | | | | | | | | | 2019-01 7 |
| | | | 5,000,000.00 | 100.00% | | | | | | 2,731,258.11 | | 2019 05 16 | 2019-06 0 |
| | | | 5,000,000.00 | 100.00% | | | | | | 8,609,048.31 | | 2019 05 16 | 2019-06 0 |
| | | | 5,000,000.00 | 100.00% | | | | | | 1,522,448.53 | | 2019 05 16 | 2019-06 0 |
| | | | 20,000,000.00 | 51.00% | | | | | | -10,291.82 | | | |

| | | | | | | | | | | | | | | |
|--|--|--|--------------|--------|--|--|--|--|--|--|--------------|--|--|--|
| | | | 4,000,000.00 | 51.00% | | | | | | | 5,633,400.45 | | | |
| | | | 3,000,000.00 | 51.00% | | | | | | | 4,653,524.40 | | | |

110,000,000.00
100.00%
0

| | | | | | | | | | | | | |
|--|--|--|--|----------------|----------------|--------|--|--|---|---------------|-----|--------------|
| | | | | | | | | | | | | 1 |
| | | | | 110,802,268.38 | 435,251,238.85 | 32.31% | | | - | 2017 02 23 | PPP | 2017-01 1 |
| | | | | 110,128,413.64 | 110,128,413.64 | 30.00% | | | - | | | |
| | | | | 1,449,567.41 | 280,291,364.03 | 65.49% | | | - | | | |
| | | | | 51,011,608.34 | 312,972,864.48 | 79.16% | | | - | 2012 11 28 | | 2012-82 |
| | | | | 511,711.07 | 261,634,061.39 | 70.08% | | | - | 2017 01 10 | | 2017-00 3 |
| | | | | 3,343,37 | 210,407, | 93.97% | | | - | | | |

| | | | | | | | | | | | | |
|--|--|--|--|--------------|----------------|--------|--|--|---|--|---------------|--------------|
| | | | | 4.83 | 988.02 | | | | | | | |
| | | | | 897,862.13 | 207,703,890.95 | 51.70% | | | - | | 2016 01 07 | 2016-00 7 |
| | | | | 462,909.81 | 202,084,889.64 | 70.25% | | | - | | | |
| | | | | 5,993,126.14 | 205,641,347.48 | 89.19% | | | - | | 2013 07 02 | 2013— 47 |

| | | | | | | | | | | | | |
|-----|--|--|--|---------------|----------------|--------|--|--|---|--|---------------|--------------|
| | | | | 38.63 | 597.75 | | | | | | | |
| PPP | | | | 1,256,784.86 | 176,280,556.79 | 43.96% | | | - | | 2015 04 28 | 2015-05 2 |
| | | | | 17,229,747.04 | 189,648,305.31 | 60.23% | | | - | | | |
| | | | | 51,774.01 | 158,528,964.81 | 41.63% | | | - | | 2014 12 23 | 2014-12 3 |
| | | | | 675,204.25 | 163,930,117.72 | 40.81% | | | - | | | |
| | | | | 431,689.68 | 161,139,074.52 | 37.47% | | | - | | 2015 09 09 | 2015-09 7 |

| | | | | | | | | | | | | |
|--|--|--|--|--------------|----------------|--------|--|--|--|---|---------------|--------------|
| | | | | 2,903,673.75 | 161,369,336.78 | 72.03% | | | | - | 2014 06 07 | 2014-49 |
| | | | | 833,711.10 | 157,725,670.42 | 35.85% | | | | - | 2015 07 01 | 2015-06 5 |

| | | | | | | | | | | | | | |
|--------------|----|----|----|----------------|------------------|----|--------|------|------|----|----|---------------|---------------------|
| | | | | | | | | | | | | 2016-02 3 | |
| ()-- PPP | | | | 86,772,078.09 | 146,613,553.17 | | 41.98% | | | - | | 2017 08 05 | 2017-08 2 |
| | | | | 27,632,484.42 | 150,748,900.94 | | 59.00% | | | - | | | |
| | | | | 560,587.46 | 623,550,265.11 | | 97.30% | | | - | | | |
| | | | | 373,081.25 | 366,655,518.69 | | 83.33% | | | - | | 2017 04 24 | PPP 2017-04 8 |
| | -- | -- | -- | 668,027,614.42 | 8,172,975,370.93 | -- | -- | 0.00 | 0.00 | -- | -- | -- | -- |

4

1

√ □

| | | | | | | | | | | | | | |
|--|---|--|---------------|--|---------------|--|---------------|--|--|--|---------------|--|--|
| | | | 2,000,000.00 | | | | -2,000,000.00 | | | | | | |
| | / | | 14,700,000.00 | | 14,700,000.00 | | | | | | 14,700,000.00 | | |
| | / | | 12,894,208.00 | | 12,894,208.00 | | | | | | 12,894,208.00 | | |
| | / | | 32,550,603.56 | | 32,550,603.56 | | | | | | 32,550,603.56 | | |
| | / | | 190,000.00 | | 190,000.00 | | | | | | 190,000.00 | | |
| | / | | 500,000.00 | | | | -500,000.00 | | | | | | |
| | / | | 376,804.11 | | | | -376,804.11 | | | | | | |

| | | | | | | | | | | | |
|---|---------------|----|---------------|------|---------------|------|------|------|---------------|----|----|
| | 63,211,615.67 | -- | 60,334,811.56 | 0.00 | -2,876,804.11 | 0.00 | 0.00 | 0.00 | 60,334,811.56 | -- | -- |
| | | | | | | | | | | | |
|) | | | | | | | | | | | |

2

√

1

√

2

√

| | | | | | | | | | | | | | |
|--|--|---------------|--------|----------|--|--------|--|--|--|--|--|---------------|--|
| | | | | | | | | | | | | | |
| | | 2019 06 26 | 50,000 | 7,279.93 | | 21.05% | | | | | | 2019 06 29 | |

| | | | | | | | | |
|--|--|--|-------------|--------------------|--------------------|--------------------|-------------------|---------------|
| | | | | 70 | 17 | 61 | .10 | |
| | | | 40,000,000 | 363,501,385. 96 | 187,495,154. 29 | 53,310,642.6 2 | 18,802,647 .74 | 14,233,417.29 |
| | | | 102,040,900 | 138,988,100. 32 | 98,371,000.9 4 | 106,890,169. 64 | 12,584,165 .28 | 9,971,830.36 |
| | | | 5,000,000 | 38,486,704.6 8 | 38,486,704.6 8 | 22,827,055.7 3 | 11,376,797 .06 | 8,609,048.31 |

□ √

2019 1-9

□ √

1

2019

2

3

4

第五节

重要事项

1

| 2019 | | 48.22% | 2019 02 11 | 2019 02 12 | 2019 2019-011 |
|------|--|--------|------------|------------|------------------|
| 2019 | | 17.06% | 2019 04 19 | 2019 04 20 | 2019 2019-030 |
| 2018 | | 52.67% | 2019 05 28 | 2019 05 29 | 2018 2019-063 |

2

√

√

√

| | | | | | | |
|--|--|--|--|--|--|--|
| | | | | | | |
| | | | | | | |
| | | | | | | |
| | | | | | | |
| | | | | | | |

| | | | | | | |
|--|--|--|--|---------------|--------------|--|
| | | | 2018 2 12 2018 2 28 12 | | | |
| | | | | 2018 02 11 | 2019 4 30 | |
| | | | | | | |

√

√

√

√

√

√

√

√

√

1

√


| | | | | | — | 6.6 | 0.01% | 70 | | | — | 2018 04 10 | 2018 |
|--|--|--|--|--|---|-----|-------|----|--|--|---|---------------|------|

— 3.3 0.01% 612.6

| | | | | | | | | | | | | | |
|--|--|--|--|--|---|----------|-------|--------|--|--|---|---------------|--|
| | | | | | | | | | | | | | |
| | | | | | — | 1,322.92 | 0.37% | 50,000 | | | — | 2019 01 25 | |

2

√ □



2019 5 16

| | 2019 01 25 | |
|------|------------|--|
| | 2019 01 25 | |
| | 2019 03 28 | |
| 2019 | 2019 04 23 | |
| | 2019 05 16 | |
| | 2019 06 29 | |

□ √

1**1**

□ √

2

□ √

3

□ √

2

√ □

1

| | | | | | | |
|--|--|--|--|--|--|--|
| | | | | | | |
| | | | | | | |

| | | | | | | | |
|--|---------------|--------|------------|--------|----|--|--|
| | 2016 04 05 | 17,000 | 2016 08 23 | 15,000 | 6 | | |
| | 2016 07 23 | 70,000 | 2016 08 25 | 65,000 | 5 | | |
| | 2016 07 23 | | 2017 01 17 | 3,000 | 5 | | |
| | 2016 04 05 | 15,000 | 2016 09 18 | 15,000 | 10 | | |
| | 2016 04 05 | 14,000 | 2016 09 30 | 12,000 | 15 | | |
| | 2016 04 05 | 6,600 | 2016 10 08 | 2,400 | 15 | | |
| | 2016 04 05 | 35,000 | 2016 10 14 | 28,000 | 13 | | |
| | 2016 04 05 | 4,500 | 2016 12 21 | 3,200 | 10 | | |
| | 2016 04 05 | 3,000 | 2016 12 21 | 3,000 | 8 | | |
| | 2016 04 05 | 4,000 | 2017 03 17 | 4,000 | 8 | | |
| | 2016 04 05 | 18,680 | 2017 01 19 | 9,000 | 8 | | |
| | 2016 04 05 | | 2017 02 28 | 8,680 | 10 | | |
| | 2016 04 05 | 5,000 | 2016 | | | | |

| | | | | | | | | |
|--|---------------|--------|------------|--------|--|----|--|--|
| | 19 | | | | | | | |
| | 2017 04 19 | | 2018 02 11 | 4,770 | | 33 | | |
| | 2017 04 19 | 25,000 | 2017 08 23 | 24,500 | | 12 | | |
| | 2017 12 01 | 2,800 | 2018 01 02 | 2,800 | | 10 | | |
| | 2017 04 19 | 9,600 | 2018 03 12 | 6,500 | | 8 | | |
| | 2017 08 30 | 50,000 | 2018 04 26 | 5,200 | | 34 | | |
| | 2017 08 30 | | 2018 05 08 | 12,600 | | 3 | | |
| | 2017 08 30 | | 2018 05 10 | 1,400 | | 3 | | |
| | 2018 04 10 | 16,300 | 2018 06 05 | 12,000 | | 8 | | |
| | 2018 04 10 | 20,000 | 2018 06 14 | 20,000 | | 1 | | |
| | 2018 04 10 | 28,000 | 2018 06 26 | 13,000 | | 11 | | |
| | 2018 04 10 | | 2018 09 21 | 12,000 | | 6 | | |
| | 2017 12 01 | 12,000 | 2018 01 04 | 12,000 | | 13 | | |
| | 2018 04 10 | 5,500 | 2018 07 17 | 5,000 | | 12 | | |
| | 2018 04 10 | 10,000 | 2018 07 16 | 4,400 | | 1 | | |
| | 2018 04 10 | 4,900 | 2018 08 31 | 5,200 | | 10 | | |
| | 2017 08 30 | 11,000 | 2018 09 17 | 1,000 | | | | |

| | | | | | | | |
|--|---------------|---------|------------|-------|----|--|--|
| | 2018 04 10 | 100,000 | 2018 11 20 | 7,950 | 20 | | |
| | 2018 09 08 | 7,000 | 2018 11 20 | 7,000 | 8 | | |
| | 2018 04 10 | 95,000 | 2018 11 16 | | | | |

| | | | | | | | | |
|--|---------------|--------|------------|--------|--|----|--|--|
| | 2018 04 10 | 18,000 | 2019 03 13 | 16,000 | | 9 | | |
| | 2018 09 08 | 60,000 | 2018 12 19 | 20,000 | | 1 | | |
| | 2018 09 08 | 14,000 | 2019 02 25 | 8,000 | | 15 | | |
| | 2019 01 25 | | | | | | | |

| | | | | | | | | |
|----|---------------|-----------|------------|--------|---|------------|--|--|
| | 23 | | | | | | | |
| | 2019 04 23 | 17,500 | 2019 06 25 | 17,500 | | 10 | | |
| | 2019 04 23 | 12,000 | 2019 05 28 | 12,000 | | 1 | | |
| B1 | | 972,650 | | B2 | | 302,354 | | |
| B3 | | 1,344,750 | | B4 | | 950,839.62 | | |
| | | | | | | | | |
| | | | | | | | | |
| | 2017 04 19 | 1,000 | 2017 05 18 | 1,000 | . | 8 | | |
| | 2018 09 08 | 5,400 | 2014 01 20 | 5,400 | | 9 | | |
| | 2018 09 08 | 10,000 | 2014 09 29 | 10,000 | | 7 | | |
| | 2018 09 08 | 6,720 | 2010 12 22 | 6,720 | | | | |

| | | |
|---|-------|------------|
| | | |
| | D | 21,845.82 |
| E | 70% | 344,926 |
| | 50% F | 260,222.59 |
| | D+E+F | 626,994.41 |
| | | |
| | | |

2

✓

3

✓

1

| | | | | | | | | | |
|--|--|--|--|--|--|--|--|--|--|
| | | | | | | | | | |
|--|--|--|--|--|--|--|--|--|--|




| | | | | | | | | | |
|--|--|--|--|--|--|--|--|--|--|
| | | | | | | | | | |
| | | | | | | | | | |
| | | | | | | | | | |
| | | | | | | | | | |
| | | | | | | | | | |
| | | | | | | | | | |
| | | | | | | | | | |
| | | | | | | | | | |
| | | | | | | | | | |
| | | | | | | | | | |

| | | | | | | | | | |
|--|--|--|--|--|--|--|--|--|--|
| | | | | | | | | | |
| | | | | | | | | | |
| | | | | | | | | | |
| | | | | | | | | | |
| | | | | | | | | | |
| | | | | | | | | | |
| | | | | | | | | | |

| | | | | | | | | | |
|--|--|--|--|--|--|--|--|--|--|
| | | | | | | | | | |
| | | | | | | | | | |
| | | | | | | | | | |

| | | | | | | | | | | |
|--|--|--|--|--|--|--|--|--|--|--|
| | | | | | | | | | | |
|--|--|--|--|--|--|--|--|--|--|--|



| | | | | | | | | | |
|--|--|--|--|--|---|--|--|--|--|
| | | | | | | | | | |
| | | | | | | | | | |
| | | | | | 3 | | | | |
| | | | | | 3 | | | | |
| | | | | | 3 | | | | |
| | | | | | 3 | | | | |
| | | | | | 3 | | | | |
| | | | | | | | | | |
| | | | | | | | | | |

| | | | | | | | | | |
|--|--|--|--|--|---|--|--|--|--|
| | | | | | | | | | |
| | | | | | 3 | | | | |
| | | | | | 3 | | | | |
| | | | | | 3 | | | | |
| | | | | | 3 | | | | |
| | | | | | | | | | |

| | | | | | | | | | |
|--|--|--|--|--|---|--|--|--|--|
| | | | | | | | | | |
| | | | | | 3 | | | | |
| | | | | | 3 | | | | |
| | | | | | 3 | | | | |
| | | | | | 3 | | | | |
| | | | | | 3 | | | | |

| | | | | | | | | | |
|--|--|--|--|--|--|--|--|--|--|
| | | | | | | | | | |
| | | | | | | | | | |

| | | | | | | | | | |
|--|--|--|--|--|--|--|--|--|--|
| | | | | | | | | | |
| | | | | | | | | | |
| | | | | | | | | | |
| | | | | | | | | | |
| | | | | | | | | | |
| | | | | | | | | | |
| | | | | | | | | | |
| | | | | | | | | | |
| | | | | | | | | | |
| | | | | | | | | | |
| | | | | | | | | | |
| | | | | | | | | | |
| | | | | | | | | | |
| | | | | | | | | | |

| | | | | | | | | | |
|--|--|--|--|--|--|--|--|--|--|
| | | | | | | | | | |
| | | | | | | | | | |

| | | | | | | | | | |
|--|--|--|--|--|---|--|--|--|--|
| | | | | | | | | | |
| | | | | | | | | | |
| | | | | | | | | | |
| | | | | | | | | | |
| | | | | | | | | | |
| | | | | | | | | | |
| | | | | | | | | | |
| | | | | | | | | | |
| | | | | | 3 | | | | |
| | | | | | 3 | | | | |
| | | | | | 3 | | | | |
| | | | | | 3 | | | | |
| | | | | | 3 | | | | |
| | | | | | | | | | |
| | | | | | | | | | |
| | | | | | | | | | |
| | | | | | | | | | |
| | | | | | | | | | |
| | | | | | | | | | |
| | | | | | | | | | |
| | | | | | | | | | |
| | | | | | | | | | |
| | | | | | | | | | |
| | | | | | | | | | |
| | | | | | | | | | |
| | | | | | | | | | |

| | | | | | | | | | |
|--|--|--|--|--|--|--|--|---|--|
| | | | | | | | | | |
| | | | | | | | | | |
| | | | | | | | | | |
| | | | | | | | | - | |
| | | | | | | | | | |
| | | | | | | | | | |
| | | | | | | | | | |
| | | | | | | | | | |
| | | | | | | | | | |
| | | | | | | | | | |

| | | | | | | | | | |
|--|--|--|--|--|--|--|--|--|--|
| | | | | | | | | | |
| | | | | | | | | | |

COD

, +
GB18918-2002 A B

(GB16889-2008)

GB18485-2014

“ ”

2

1

“ ”

| | | |
|------|---|---------|
| 4.1 | | 9.23 |
| 4.2 | | 16 |
| 5. | — | — |
| 6. | — | — |
| 7. | — | — |
| 8. | — | — |
| 9. | — | — |
| 9.1. | | 19 |
| 9.2. | | 5,930.6 |
| 9.3. | | 70 |
| | — | — |

4

2019

√ □

| | | |
|-----------|------|----------|
| | | |
| 2019 1 5 | | 2019-001 |
| 2019 1 25 | | 2019-004 |
| 2019 1 25 | 5.79 | 2019-005 |
| 2019 1 25 | | 2019-006 |
| 2019 1 25 | | 2019-007 |
| 2019 1 25 | | 2019-008 |
| 2019 2 20 | | 2019-013 |
| 2019 2 20 | | 2019-014 |
| 2019 3 1 | 2019 | 2019-015 |
| 2019 3 21 | | 2019-018 |
| 2019 3 22 | | 2019-019 |
| 2019 3 28 | | 2019-023 |
| 2019 3 28 | | 2019-024 |

| | | |
|-----------|--------|----------|
| 2019 3 28 | | |
| 2019 4 23 | 155.28 | |
| 2019 4 23 | 2019 | |
| 2019 4 23 | 2019 | |
| 2019 4 23 | | |
| 2019 4 23 | | |
| 2019 4 23 | | |
| 2019 4 23 | | |
| 2019 4 23 | | |
| 2019 4 23 | | |
| 2019 4 23 | | |
| 2019 5 6 | | |
| 2019 5 8 | | 2019-053 |
| 2019 5 15 | | 2019-054 |
| 2019 5 16 | | 2019-057 |
| 2019 5 16 | | |

第六节

股份变动 及股东情况

1

| | 244,922,602 | 17.12% | | | | -4,735,787 | -4,735,787 | 240,186,815 | 16.79% |
|---|---------------|---------|--|--|--|--------------|--------------|---------------|---------|
| 2 | 7,373,026 | 0.52% | | | | 107,008,135 | 107,008,135 | 114,381,161 | 8.00% |
| 3 | 237,549,576 | 16.60% | | | | -111,743,922 | -111,743,922 | 125,805,654 | 8.79% |
| | 227,189,146 | 15.88% | | | | -107,008,135 | -107,008,135 | 120,181,011 | 8.40% |
| | 10,360,430 | 0.72% | | | | -4,735,787 | -4,735,787 | 5,624,643 | 0.39% |
| | 1,185,656,182 | 82.88% | | | | 4,735,787 | 4,735,787 | 1,190,391,969 | 83.21% |
| 1 | 1,185,656,182 | 82.88% | | | | 4,735,787 | 4,735,787 | 1,190,391,969 | 83.21% |
| | 1,430,578,784 | 100.00% | | | | 0 | 0 | 1,430,578,784 | 100.00% |

□ √

□ √

□ √

√ □

12.290 /

9.930 /

1,358,180

0.09494%

14,997,346.4

□ √

□ √

□ √

2

√ □

| | | | | | | |
|--|-------------|------------|---------|-------------|----|-----------|
| | | | | | | |
| | 82,818,938 | 0 | 0 | 82,818,938 | 36 | 2020 8 18 |
| | 24,189,197 | 0 | 0 | 24,189,197 | 36 | 2020 8 18 |
| | 7,373,026 | 0 | 0 | 7,373,026 | 36 | 2020 8 18 |
| | 7,373,026 | 0 | 0 | 7,373,026 | 36 | 2020 8 18 |
| | 49,200,773 | 0 | 0 | 49,200,773 | 36 | 2020 8 18 |
| | 22,147,437 | 0 | 0 | 22,147,437 | 36 | 2020 8 18 |
| | 22,133,256 | 0 | 0 | 22,133,256 | 36 | 2020 8 18 |
| | 14,760,230 | 0 | 0 | 14,760,230 | 36 | 2020 8 18 |
| | 4,566,289 | 0 | 0 | 4,566,289 | 36 | 2020 8 18 |
| | 10,360,430 | -5,054,270 | 318,483 | 5,624,643 | | |
| | 244,922,602 | -5,054,270 | 318,483 | 240,186,815 | -- | -- |

□ √

| | | | | | | | | |
|--|--|--------|-------------|--|----|-------------|--|-------------|
| | | | 62,217 | | | 8 | | 0 |
| | | 5% | | | 10 | | | |
| | | | | | | | | |
| | | | | | | | | |
| | | 16.56% | 236,947,592 | | | 236,947,592 | | 165,863,300 |
| | | 12.48% | 178,571,110 | | | 178,571,110 | | 176,130,560 |

5.79%

| | | | |
|----------------|---|-------------|-------------|
| | | | |
| 10 | | | |
| | | | |
| | | | |
| | | 236,947,592 | 236,947,592 |
| | | 178,571,110 | 178,571,110 |
| | | 71,084,278 | 71,084,278 |
| | | 42,775,119 | 42,775,119 |
| | | 35,542,139 | 35,542,139 |
| | | 25,619,612 | 25,619,612 |
| | | 15,644,284 | 15,644,284 |
| | | 12,619,320 | 12,619,320 |
| | | 9,477,903 | 9,477,903 |
| 500 | | 8,632,030 | 8,632,030 |
| 10 10 10 | 1 | 2 | |
| 10 4 | | | |

10 10

 √

10 10

 √

 √

第七节

优先股

相关法规

□ √

第八节

董事、监事、
高级管理人员变动
向控股股东入伙情况

√ □

| | | | 157,978 | 0 | 0 | 157,978 | 0 | 0 | 0 |
|--|--|--|-----------|---|---|-----------|---|---|---|
| | | | 2,000 | 0 | 0 | 2,000 | 0 | 0 | 0 |
| | | | 5,000 | 0 | 0 | 5,000 | 0 | 0 | 0 |
| | | | 1,906,459 | 0 | 0 | 1,906,459 | 0 | 0 | 0 |

| | | | | |
|--|--|--|------------|--|
| | | | | |
| | | | 2019 05 28 | |
| | | | 2019 05 28 | |
| | | | 2019 05 28 | |

第九节

公司债
相关情况



□ √

1

2019 06 30

| | 2019 6 30 | 2018 12 31 |
|--|------------------|------------------|
| | | |
| | 2,715,006,623.64 | 2,389,975,758.52 |
| | | |
| | | |
| | | |
| | | |
| | | |
| | | |

| | | |
|--|----------------|----------------|
| | 696,804,458.19 | 635,556,369.20 |
| | | |

| | | |
|--|-------------------|-------------------|
| | | |
| | | |
| | | |
| | 2,013,585,230.56 | 1,291,080,858.48 |
| | 5,257,069,558.95 | 4,891,971,615.89 |
| | 279,812,158.97 | 283,879,727.90 |
| | | |
| | | |
| | | |
| | 198,055,498.94 | 149,309,484.25 |
| | 216,276,879.10 | 355,629,543.10 |
| | 3,652,881,600.11 | 1,727,961,066.02 |
| | 62,728,385.93 | 43,871,057.90 |
| | 5,348,891.60 | |
| | | |
| | | |
| | | |
| | 883,807,284.15 | 827,250,000.00 |
| | | 3,109,627,808.29 |
| | 15,961,732,770.53 | 15,750,519,103.93 |
| | | |
| | | |
| | 7,078,218,861.33 | 5,509,693,560.59 |
| | 1,600,000,000.00 | 1,000,000,000.00 |
| | | |
| | | |
| | 1,565,296,584.13 | 1,630,967,517.75 |
| | | |
| | 37,840,347.45 | 34,601,532.69 |
| | 276,247,975.70 | 242,569,118.36 |

| | | |
|--|-------------------|-------------------|
| | 76,387,501.30 | 78,720,396.79 |
| | 300,000,000.00 | 300,000,000.00 |
| | 10,933,991,269.91 | 8,796,552,126.18 |
| | 26,895,724,040.44 | 24,547,071,230.11 |

| | | |
|--|-------------------|-------------------|
| | 467,830,078.63 | 444,521,945.18 |
| | 9,960,068,155.67 | 9,740,964,715.67 |
| | | |
| | | |
| | 183,553,858.58 | 165,216,714.32 |
| | | |
| | | |
| | | |
| | 17,887,557,861.27 | 17,455,940,854.09 |
| | | |
| | | |
| | | |
| | | |
| | 12,021,885,236.39 | 11,330,588,602.21 |
| | | |
| | | |
| | | |
| | 18,232,771.44 | 19,858,591.39 |
| | | |
| | | |
| | | |
| | 37,913,753.04 | 8,339,864.61 |
| | | |
| | | |
| | 14,719,044.53 | |
| | 43,000,145.01 | 39,776,701.94 |
| | 150,513,445.01 | 158,077,144.04 |
| | 12,286,264,395.42 | 11,556,640,904.19 |
| | 30,173,822,256.69 | 29,012,581,758.28 |
| | | |

| | | |
|--|-------------------|-------------------|
| | 2,233,800,000.00 | 1,983,800,000.00 |
| | | |
| | | |
| | | |
| | 1,708,487,500.00 | 1,054,233,935.00 |
| | 3,625,280,169.32 | 3,535,109,572.94 |
| | 415,640,583.44 | 304,262,209.44 |
| | | |
| | 5,038,373.38 | 12,560,041.83 |
| | 88,503,092.11 | 200,629,598.39 |
| | 5,559,636,116.87 | 2,296,266,757.52 |
| | 60,833,656.82 | 27,068,344.72 |
| | | |
| | | |
| | 655,555,610.84 | 799,700,000.00 |
| | | 3,109,627,808.29 |
| | 14,291,941,445.96 | 13,296,189,923.41 |
| | | |
| | 100,000,000.00 | 170,000,000.00 |
| | 1,600,000,000.00 | 1,000,000,000.00 |
| | | |
| | | |
| | | |
| | 1,084,212,089.16 | 970,000,000.00 |
| | | |
| | | |
| | | |
| | 300,000,000.00 | 300,000,000.00 |
| | 3,084,212,089.16 | 2,440,000,000.00 |
| | 17,376,153,535.12 | 15,736,189,923.41 |
| | | |
| | 1,430,578,784.00 | 1,430,578,784.00 |

| | | |
|--|------------------|------------------|
| | 1,495,500,000.00 | 1,994,000,000.00 |
| | | |
| | 1,495,500,000.00 | 1,994,000,000.00 |
| | 6,200,599,077.81 | 6,202,099,077.81 |
| | 14,997,346.40 | |
| | | |
| | | |
| | 514,437,021.86 | 514,437,021.86 |
| | 3,171,551,047.6 | |

| | | | |
|--|-----|----------------|-----------------|
| | | 330,345,542.32 | 319,613,884.10 |
| | | 13,222,080.34 | 43,709,540.86 |
| | | 176,705,819.95 | 23,187,857.33 |
| | “ ” | 25,819,232.48 | -64,429.69 |
| | | -294,685.78 | -64,429.69 |
| | “ ” | | |
| | “ ” | | |
| | | | |
| | “ ” | -36,209,853.89 | |
| | “ ” | | -102,139,766.17 |
| | “ ” | 10,177,731.31 | 151,730.02 |
| | | 476,910,793.40 | 735,247,276.28 |
| | | 8,461,025.70 | 18,624,916.84 |
| | | 6,900,824.33 | 5,098,852.49 |
| | | 478,470,994.77 | 748,773,340.63 |
| | | 102,849,663.97 | 118,955,910.33 |
| | | | |

| | | |
|----|-----------|------------|
| | | |
| 1. | | |
| 2. | | |
| 3. | | |
| 4. | | |
| 5. | | |
| | 57,743.30 | 413,414.88 |
| 1. | | |
| 2. | | |
| 3. | | |
| 4. | | |

4

| | 2019 | 2018 |
|--|----------------|------------------|
| | 810,695,432.03 | 2,267,213,217.43 |
| | 529,242,614.54 | 1,274,368,575.15 |
| | 4,335,120.40 | 15,910,554.69 |
| | 10,596,014.56 | 47,197,474.45 |
| | 73,972,665.29 | 134,537,648.52 |
| | 24,702,768.36 | 68,259,537.98 |
| | 139,134,613.57 | 199,486,949.49 |

| | | |
|-----|----------------|----------------|
| | 16,290,371.07 | 66,216,983.88 |
| “ ” | 113,524,233.10 | 422,199,016.09 |
| “ ” | 113,524,233.10 | 422,199,016.09 |
| “ ” | | |
| | | |
| | | |
| 1. | | |
| 2. | | |
| 3. | | |
| 4. | | |
| 5. | | |
| | | |
| 1. | | |
| 2. | | |
| 3. | | |
| 4. | | |
| 5. | | |
| 6. | | |
| 7. | | |
| 8. | | |
| 9. | | |
| | 113,524,233.10 | 422,199,016.09 |

| | | |
|--|--|--|
| | | |
| | | |

5

| | 2019 | 2018 |
|--|------------------|------------------|
| | | |
| | 3,782,225,879.52 | 2,704,484,280.00 |
| | | |
| | | |
| | | |
| | | |
| | | |
| | | |
| | | |
| | | |
| | | |
| | | |
| | 25,279,999.37 | 17,125,791.19 |
| | 285,190,201.86 | 171,298,928.66 |
| | 4,092,696,080.75 | 2,892,908,999.85 |
| | 2,092,598,354.32 | 1,634,666,824.37 |
| | | |

| | | |
|--|------------------|-------------------|
| | 417,913,839.84 | 622,404,306.54 |
| | 613,532,673.13 | 471,554,458.64 |
| | 4,249,282,446.67 | 3,937,221,979.28 |
| | -156,586,365.92 | -1,044,312,979.43 |
| | | |
| | 4,364.73 | |
| | 13,680,675.52 | 118,368.00 |
| | | |
| | 61,518,670.34 | 70,419,355.44 |
| | 75,203,710.59 | 70,537,723.44 |
| | 873,145,783.46 | 963,574,481.60 |
| | | 26,712,600.00 |
| | | |
| | 30,148,352.74 | 11,336,557.65 |
| | 6,146,416.01 | 1,176,510,107.47 |
| | 909,440,552.21 | 2,178,133,746.72 |
| | -834,236,841.62 | -2,107,596,023.28 |
| | | |
| | 11,675,000.00 | 61,266,801.00 |
| | | |
| | 4,492,206,105.75 | 3,550,921,271.94 |
| | 599,000,000.00 | 3,488,000,000.00 |
| | 4,456,311,778.41 | 445,260,000.00 |
| | 9,559,192,884.16 | 7,545,448,072.94 |
| | 5,795,393,571.95 | 4,953,209,440.66 |
| | 523,987,240.48 | 794,989,740.86 |
| | | |
| | 2,356,409,303.32 | 475,577,136.56 |

| | | |
|--|------------------|-------------------|
| | 8,675,790,115.75 | 6,223,776,318.08 |
| | 883,402,768.41 | 1,321,671,754.86 |
| | 59,367.24 | 211,807.63 |
| | -107,361,071.89 | -1,830,025,440.22 |
| | 2,158,701,925.79 | 4,591,004,672.54 |
| | 2,051,340,853.90 | 2,760,979,232.32 |

6

| | 2019 | 2018 |
|--|------------------|----------------|
| | | |
| | 1,408,970,921.95 | 747,368,704.98 |
| | | |

| | | |
|--|-------------------|-------------------|
| | | |
| | | 10,000,000.00 |
| | 194,312,975.80 | 1,773,928,586.27 |
| | -194,298,135.80 | -1,743,652,842.57 |
| | | |
| | | |
| | 1,620,000,000.00 | 1,630,000,000.00 |
| | 599,000,000.00 | 3,488,000,000.00 |
| | 3,109,973,600.00 | 408.97 |
| | 5,328,973,600.00 | 5,118,000,408.97 |
| | 4,939,700,000.00 | 4,375,100,000.00 |
| | 360,240,914.33 | 687,755,083.10 |
| | 1,731,078,206.40 | 6,452,500.00 |
| | 7,031,019,120.73 | 5,069,307,583.10 |
| | -1,702,045,520.73 | 48,692,825.87 |
| | -10.56 | 54,450.00 |
| | 61,605,507.96 | -1,378,591,555.80 |
| | 834,786,292.35 | 2,728,695,184.70 |
| | 896,391,800.31 | 1,350,103,628.90 |

7

| | 2019 | | | | | | | | | | | | | | |
|--|-------|--|-------|--|--------|--|--------|--|--------|--|---------|--|---------|--------|---------|
| | | | | | | | | | | | | | | | |
| | | | | | | | | | | | | | | | |
| | 1,430 | | 1,994 | | 6,183, | | 802,39 | | 514,43 | | 4,832, | | 14,955 | 450,30 | 15,405 |
| | ,578, | | ,000, | | 378,59 | | 5.24 | | 7,021. | | 124,69 | | ,321,4 | 9,468. | ,630,9 |
| | 784.0 | | 000.0 | | 0.02 | | | | 86 | | 8.56 | | 89.68 | 49 | 58.17 |
| | 0 | | 0 | | | | | | -541,2 | | -4,871, | | -5,412, | | -5,412, |

| | | | | | | | | | | | | | | | |
|-----|--------------|--------------|---------------|---------------|----------------|--|--|--|-------|----------------|-----------------|----------------|-----------------|--|--------|
| | | | | | | | | | 41.81 | | 176.31 | | 418.12 | | 418.12 |
| | | | | | | | | | | | | | | | |
| | | | | | | | | | | | | | | | |
| | | | | | | | | | | | | | | | |
| | 1,430,784.00 | 1,994,000.00 | 6,183,378.59 | 802,395.24 | 513,895,780.05 | | | | | 4,827,253.52 | 14,949,909.71 | 450,309,468.49 | 15,400,218.54 | | |
| “ ” | | -498,500.00 | 14,552,086.00 | 14,997,346.40 | 57,743.30 | | | | | 268,529,452.90 | -230,358,064.20 | 36,913,321.08 | -193,444,743.12 | | |
| | | | | | 57,743.30 | | | | | 345,779,452.90 | 345,837,196.20 | 29,841,877.90 | 375,679,074.10 | | |
| | | -498,500.00 | 14,552,086.00 | 14,997,346.40 | | | | | | | -498,945,260.40 | 13,420,334.78 | -485,524,925.62 | | |
| 1 | | | 16,052,086.00 | | | | | | | | 16,052,086.00 | 13,420,334.78 | 29,472,420.78 | | |
| 2 | | -498,500.00 | | | | | | | | | -498,500,000.00 | | -498,500,000.00 | | |
| 3 | | | | | | | | | | | | | | | |
| 4 | | | -1,500,000.00 | 14,997,346.40 | | | | | | | -16,497,346.40 | | -16,497,346.40 | | |
| | | | | | | | | | | -77,250,000.00 | -77,250,000.00 | -6,348,891.60 | -83,598,891.60 | | |
| 1 | | | | | | | | | | | | | | | |
| 2 | | | | | | | | | | | | | | | |
| 3 | | | | | | | | | | -77,250,000.00 | -77,250,000.00 | -6,348,891.60 | -83,598,891.60 | | |

| | | | | | | | | | | | | | | | |
|---|------------------------------|--|------------------------------|--|--------------------------|-----------------------|----------------|--|------------------------|--|--------------------------|--|---------------------------|------------------------|---------------------------|
| | | | | | | | | | | | 0,000. 00 | | 0,000. 00 | 891.60 | 8,891. 60 |
| 4 | | | | | | | | | | | | | | | |
| 1 | | | | | | | | | | | | | | | |
| 2 | | | | | | | | | | | | | | | |
| 3 | | | | | | | | | | | | | | | |
| 4 | | | | | | | | | | | | | | | |
| 5 | | | | | | | | | | | | | | | |
| 6 | | | | | | | | | | | | | | | |
| 1 | | | | | | | | | | | | | | | |
| 2 | | | | | | | | | | | | | | | |
| | 1,430 ,578, 784.0 0 | | 1,495 ,500, 000.0 0 | | 6,197, 930,67 6.02 | 14,997 ,346.4 0 | 860,13 8.54 | | 513,89 5,780. 05 | | 5,095, 782,97 5.15 | | 14,719 ,551,0 07.36 | 487,22 2,789. 57 | 15,206 ,773,7 96.93 |

| | | | | | | | | | | | | | | | |
|--|-------------------------|--|----------------------|--|--------------------------|--|-------------------|--|------------------------|--|--------------------------|--|---------------------------|--------------------|---------------------------|
| | 2018 | | | | | | | | | | | | | | |
| | | | | | | | | | | | | | | | |
| | | | | | | | | | | | | | | | |
| | | | | | | | | | | | | | | | |
| | 1,021 ,841, 989.0 | | 1,99 4,00 0,00 | | 6,592, 806,64 7.30 | | -1,018, 590.70 | | 491,63 7,636. 47 | | 4,718, 153,55 0.17 | | 14,817 ,421,2 32.24 | 251,666 ,943.29 | 15,069, 088,175 .53 |

| | | | | | | | | | | | | | |
|-----|------------------|--------------|------------------|--|---------------|--|----------------|--|------------------|--|-------------------|----------------|-------------------|
| | 0 | 0.00 | | | | | | | | | | | |
| | | | | | | | | | | | | | |
| | | | | | | | | | | | | | |
| | | | | | | | | | | | | | |
| | | | | | | | | | | | | | |
| | 1,021,841,989.00 | 1,994,000.00 | 6,592,806,647.30 | | -1,018,590.70 | | 491,637,636.47 | | 4,718,153,550.17 | | 14,817,421,232.24 | 251,666,943.29 | 15,069,088,175.53 |
| “ ” | 408,736,795.00 | | -408,806,886.48 | | 413,414.88 | | | | 121,183,253.73 | | 121,526,577.13 | 90,566,956.38 | 212,093,533.51 |
| | | | | | 413,414.88 | | | | 607,170,049.33 | | 607,583,464.21 | 22,647,380.97 | 630,230,845.18 |
| | | | -70,091.48 | | | | | | | | -70,091.48 | 67,919,575.41 | 67,849,483.93 |
| 1 | | | | | | | | | | | | 61,266,801.00 | 61,266,801.00 |
| 2 | | | | | | | | | | | | | |
| 3 | | | | | | | | | | | | | |
| 4 | | | -70,091.48 | | | | | | | | -70,091.48 | 6,652,774.41 | 6,582,682.93 |
| | | | | | | | | | -485,986,795.60 | | -485,986,795.60 | | -485,986,795.60 |
| 1 | | | | | | | | | | | | | |
| 2 | | | | | | | | | | | | | |

| | | | | | | | | | | | | | | | |
|---|------------------|--------------|--|------------------|--|-------------|--|----------------|--|------------------|-----------------|-------------------|-----------------|-------------------|-----------------|
| 3 | | | | | | | | | | | -485,986,795.60 | | -485,986,795.60 | | -485,986,795.60 |
| 4 | | | | | | | | | | | | | | | |
| | 408,736,795.00 | | | | | | | | | | | | | | |
| 1 | 408,736,795.00 | | | | | | | | | | | | | | |
| 2 | | | | | | | | | | | | | | | |
| 3 | | | | | | | | | | | | | | | |
| 4 | | | | | | | | | | | | | | | |
| 5 | | | | | | | | | | | | | | | |
| 6 | | | | | | | | | | | | | | | |
| | | | | | | | | | | | | | | | |
| 1 | | | | | | | | | | | | | | | |
| 2 | | | | | | | | | | | | | | | |
| | | | | | | | | | | | | | | | |
| | 1,430,578,784.00 | 1,994,000.00 | | 6,183,999,760.82 | | -605,175.82 | | 491,637,636.47 | | 4,839,336,803.90 | | 14,938,947,809.37 | 342,233,899.67 | 15,281,181,709.04 | |

8

| | | | | | |
|--|------|--|--|--|--|
| | 2019 | | | | |
| | | | | | |

| | | | | | | |
|--|---------|---------|----------|----------|---------|-----------|
| | 1,430,5 | 1,994,0 | 6,202,09 | 514,437, | 3,135,2 | 13,276,39 |
| | 78,784. | 00,000. | 9,077.81 | 021.86 | 76,951. | 1,834.87 |
| | 00 | 00 | | | 20 | |

| | | | | | | | | | | | | |
|---|------------------|------------------|------------------|---------------|--|--|--|----------------|------------------|--|-------------------|--|
| 1 | | | | | | | | | | | | |
| 2 | | | | | | | | | | | | |
| 3 | | | | | | | | | | | | |
| 4 | | | | | | | | | | | | |
| 5 | | | | | | | | | | | | |
| 6 | | | | | | | | | | | | |
| | | | | | | | | | | | | |
| 1 | | | | | | | | | | | | |
| 2 | | | | | | | | | | | | |
| | | | | | | | | | | | | |
| | 1,430,578,784.00 | 1,495,500,000.00 | 6,200,599,077.81 | 14,997,346.40 | | | | 514,437,021.86 | 3,171,551,184.30 | | 12,797,668,721.57 | |

| | | | | | | | | | | | | |
|--|------|--|--|--|--|--|--|--|--|--|--|--|
| | 2018 | | | | | | | | | | | |
| | | | | | | | | | | | | |

| | | | | | | | | | | | | |
|-----|------------------------|--|------|--|-------------------------|--|--|--|--|--------------------|--|--------------------|
| | 9.00 | | 0.00 | | 81 | | | | | | | |
| “ ” | 408,73 6,795. 00 | | | | -408,73 6,795.0 0 | | | | | -63,787,7 79.51 | | -63,787,779 .51 |
| | | | | | | | | | | 422,199,0 16.09 | | 422,199,01 6.09 |
| | | | | | | | | | | -77,250,0 00.00 | | -77,250,000 .00 |
| 1 | | | | | | | | | | | | |
| 2 | | | | | | | | | | | | |
| 3 | | | | | | | | | | | | |
| 4 | | | | | | | | | | -77,250,0 00.00 | | |

| | | | | | | | | | | | | |
|---|------------------|------------------|--|------------------|--|--|--|----------------|------------------|--|--|-------------------|
| 5 | | | | | | | | | | | | |
| 6 | | | | | | | | | | | | |
| | | | | | | | | | | | | |
| 1 | | | | | | | | | | | | |
| 2 | | | | | | | | | | | | |
| | | | | | | | | | | | | |
| | 1,430,578,784.00 | 1,994,000,000.00 | | 6,202,099,077.81 | | | | 491,637,636.47 | 3,373,431,498.78 | | | 13,491,746,997.06 |

(“ ” “ ”) “ ”

[1993]30 1998 1

15 [1997]497 [1997]498 3,500

2 25 13,961

2015 9 69.90 252,179,937

“ ” 29.80%

2017 167,544,409

1,021,841,989

2018 10 4 1,430,578,784

2019 7 4 “ ” “ ”

91420000179120511T

114

() 2019 8 18

“ ” “ ”

“ ”

“ ”

1

“ ”

-

2

12

1

2019 6 30

2019

1-6

2

1 1 12 31

3

12

4

5

1

2

6

1

2

3

“ ”

“ ”

9

1

()

2

“

”

10

1

2

14 —

21 —

- 1
- 2
- 3
- 4

1 2

| | | |
|--|-----|-----|
| | | |
| | 1 | 8% |
| | 1-2 | 12% |
| | 2-3 | 46% |
| | 3-4 | 90% |
| | 4-5 | 90% |
| | 5 | 90% |
| | 1 | 4% |
| | 1-2 | 13% |
| | 2-3 | 52% |
| | 3-4 | 90% |
| | 4-5 | 90% |
| | 5 | 90% |

3

4

3

| | |
|----|--|
| | |
| 1. | |

| | |
|----|--|
| 2. | |
|----|--|

4

“ ”

1

2

3

4

1

2

| | |
|-----|-----|
| | |
| 1 | 5% |
| 1-2 | 10% |
| 2-3 | 50% |
| 3-4 | 90% |
| 4-5 | 90% |
| 5 | 90% |

3

4

11

1

2

3

4

5

12

1

12 —

7

2

22 —

3

20% 50%

20%

13

14

1

2

| | | 25-30 | 5% | 3.80%-3.17% |
|--|--|-------|----|--------------|
| | | 10-12 | 5% | 9.50%-7.92% |
| | | 20-25 | 5% | 4.75%-3.80% |
| | | 5 | 3% | 19.40% |
| | | 3-15 | 5% | 32.00%-6.33% |

3

15

16

1

2

3

17

1

2

18

19

20

1

2

3

4

21

22

23

1

2

3

“ ”

“ ”

24

□ √

BOT

BOT

PPP

1

2

3

4

5

6

7

BOT

BT

PPP

15 —

25

1

2

26 /

1

2

3

27

1

2

28

1

2

29

1

√ □

| | | | |
|---|--|-----------|--|
| 1 | 2017 22 --- 23 --- 24 --- 37 --- | | |
| 2 | 2019 4 2019 [2019]6 | 2019 8 18 | |
| 3 | 2019 | | |
| 4 | 2019 1 1 | | |
| 5 | 2019 4 30 [2019]6 | | |

2019 1 1

| | | | |
|--|------------------|----------------|------------------|
| | 2018 12 31 | | 2019 1 1 |
| | 5,987,968,979.48 | -5,412,418.12 | 5,982,556,561.36 |
| | - | 22,260,000.00 | 22,260,000.00 |
| | 22,260,000.00 | -22,260,000.00 | - |

| | | | |
|--|-------------------|----------------|-------------------|
| | 60,334,811.56 | -60,334,811.56 | - |
| | - | 60,334,811.56 | 60,334,811.56 |
| | | | |
| | 514,437,021.86 | -541,241.81 | 513,895,780.05 |
| | 4,832,124,698.56 | -4,871,176.31 | 4,827,253,522.25 |
| | 14,955,321,489.68 | -5,412,418.12 | 14,949,909,071.56 |

“ ”

“ ” “ ”

| | | | |
|--|-------------------|-------------------|----------------|
| | | | |
| | | | |
| | | | |
| | 187,141,940.56 | 187,141,940.56 | |
| | 5,987,968,979.48 | 5,982,556,561.36 | -5,412,418.12 |
| | | | |
| | 432,107,066.39 | 432,107,066.39 | |
| | | | |
| | | | |
| | | | |
| | 392,389,075.93 | 392,389,075.93 | |
| | | | |
| | | | |
| | | | |
| | 635,556,369.20 | 635,556,369.20 | |
| | | | |
| | | | |
| | | | |
| | 1,082,384,010.87 | 1,082,384,010.87 | |
| | 11,107,523,200.95 | 11,102,110,782.83 | -5,412,418.12 |
| | | | |
| | | | |
| | | 22,260,000.00 | 22,260,000.00 |
| | 60,334,811.56 | | -60,334,811.56 |
| | | | |
| | 22,260,000.00 | | -22,260,000.00 |
| | 1,302,697,714.67 | 1,302,697,714.67 | |
| | 870,181,319.04 | 870,181,319.04 | |
| | | 60,334,811.56 | 60,334,811.56 |
| | | | |

| | | | |
|--|-------------------|-------------------|---------------|
| | 13,335,936,696.60 | 13,335,936,696.60 | |
| | | | |
| | | | |
| | | | |
| | 8,085,560,283.87 | 8,085,560,283.87 | |
| | | | |
| | 829,440,177.98 | 829,440,177.98 | |
| | 238,147,881.17 | 238,147,881.17 | |
| | 145,727,656.03 | 145,727,656.03 | |
| | 798,442,125.03 | 798,442,125.03 | |
| | 28,845,178,987.33 | 28,845,178,987.33 | |
| | 39,952,702,188.28 | 39,947,289,770.16 | -5,412,418.12 |
| | | | |
| | 3,113,809,000.00 | 3,113,809,000.00 | |
| | | | |
| | | | |
| | | | |
| | | | |
| | | | |
| | 1,291,080,858.48 | 1,291,080,858.48 | |
| | 4,891,971,615.89 | 4,891,971,615.89 | |
| | 283,879,727.90 | 283,879,727.90 | |
| | | | |
| | | | |
| | | | |
| | | | |
| | 149,309,484.25 | 149,309,484.25 | |
| | 355,629,543.10 | 355,629,543.10 | |
| | 1,727,961,066.02 | 1,727,961,066.02 | |
| | 43,871,057.90 | 43,871,057.90 | |
| | | | |
| | | | |
| | | | |

| | | | |
|--|-------------------|-------------------|---------------|
| | | | |
| | | | |
| | 827,250,000.00 | 827,250,000.00 | |
| | 3,109,627,808.29 | 3,109,627,808.29 | |
| | 15,750,519,103.93 | 15,750,519,103.93 | |
| | | | |
| | | | |
| | 5,509,693,560.59 | 5,509,693,560.59 | |
| | 1,000,000,000.00 | 1,000,000,000.00 | |
| | | | |
| | | | |
| | 1,630,967,517.75 | 1,630,967,517.75 | |
| | | | |
| | 34,601,532.69 | 34,601,532.69 | |
| | 242,569,118.36 | 242,569,118.36 | |
| | 78,720,396.79 | 78,720,396.79 | |
| | 300,000,000.00 | 300,000,000.00 | |
| | 8,796,552,126.18 | 8,796,552,126.18 | |
| | 24,547,071,230.11 | 24,547,071,230.11 | |
| | | | |
| | 1,430,578,784.00 | 1,430,578,784.00 | |
| | 1,994,000,000.00 | 1,994,000,000.00 | |
| | | | |
| | 1,994,000,000.00 | 1,994,000,000.00 | |
| | 6,183,378,590.02 | 6,183,378,590.02 | |
| | | | |
| | 802,395.24 | 802,395.24 | |
| | | | |
| | 514,437,021.86 | 513,895,780.05 | -541,241.81 |
| | | | |
| | 4,832,124,698.56 | 4,827,253,522.25 | -4,871,176.31 |
| | 14,955,321,489.68 | 14,949,909,071.56 | -5,412,418.12 |

| | | | |
|--|-------------------|-------------------|---------------|
| | 450,309,468.49 | 450,309,468.49 | |
| | 15,405,630,958.17 | 15,400,218,540.05 | -5,412,418.12 |

| | | | |
|--|-------------------|-------------------|--|
| | | | |
| | | | |
| | | | |
| | | | |
| | | | |
| | 11,330,588,602.21 | 11,330,588,602.21 | |
| | | | |
| | | | |
| | | | |
| | 19,858,591.39 | 19,858,591.39 | |
| | | | |
| | | | |
| | | | |
| | 8,339,864.61 | 8,339,864.61 | |
| | | | |
| | | | |
| | 39,776,701.94 | 39,776,701.94 | |
| | 158,077,144.04 | 158,077,144.04 | |
| | 11,556,640,904.19 | 11,556,640,904.19 | |
| | 29,012,581,758.28 | 29,012,581,758.28 | |
| | | | |
| | 1,983,800,000.00 | 1,983,800,000.00 | |
| | | | |
| | | | |
| | | | |
| | 1,054,233,935.00 | 1,054,233,935.00 | |
| | 3,535,109,572.94 | 3,535,109,572.94 | |
| | 304,262,209.44 | 304,262,209.44 | |
| | | | |
| | 12,560,041.83 | 12,560,041.83 | |
| | 200,629,598.39 | 200,629,598.39 | |

| | | | |
|--|------------------|------------------|--|
| | 2,296,266,757.52 | 2,296,266,757.52 | |
| | 27,068,344.72 | 27,068,344.72 | |
| | | | |
| | | | |
| | 799,700,000.00 | | |

| | | | |
|--|-------------------|-------------------|--|
| | 29,012,581,758.28 | 29,012,581,758.28 | |
|--|-------------------|-------------------|--|

4

| | | | | | |
|-----|---------------|---------|-----|---------------|---------------|
| √ □ | | 22 | — | | 2017 7 |
| 37 | — | 2017 14 | | 2018 12 31 | “ ” |
| “ ” | 22,260,000.00 | “ ” | “ ” | “ ” | 60,334,811.56 |
| | | | | -5,412,418.12 | -541,241.81 |
| | -4,871,176.31 | | | | |

30

1

| | | | |
|--|--|---------|--------------|
| | | | |
| | | 16%/13% | 10%/9% 6% 3% |
| | | 7% | 5% 1% |
| | | 15% | 25% |

| | |
|--|--|
| | |
|--|--|

2

- 1 [2001]97
- 2 2015 78 70%
- 100% 100% 30%
- PET 50%

3 [2012]142

1

| | | |
|--|------------------|----------------|
| | 3,551,884.92 | 468,991.28 |
| | 1,029,684,199.44 | 508,577,084.52 |

2

1

| | | |
|--|----------------|----------------|
| | | |
| | 13,848,998.78 | 28,112,993.66 |
| | 165,969,632.14 | 167,398,891.47 |
| | -8,369,944.57 | -8,369,944.57 |
| | 171,448,686.35 | 187,141,940.56 |

2019 4 30

2019

[2019]6

"

"

" " 29

"

| | 165,969,632.14 | 92.30% | 8,369,944.57 | 5.00% | 157,599,687.57 | 167,398,891.47 | 85.62% | 8,369,944.57 | 5.00% | 159,028,946.90 |
|---|----------------|--------|--------------|-------|----------------|----------------|--------|--------------|-------|----------------|
| 2 | 165,969,632.14 | 92.30% | 8,369,944.57 | 5.00% | 157,599,687.57 | 167,398,891.47 | 85.62% | 8,369,944.57 | 5.00% | 159,028,946.90 |
| | 165,969,632.14 | 92.30% | 8,369,944.57 | 5.00% | 157,599,687.57 | 167,398,891.47 | 85.62% | 8,369,944.57 | 5.00% | 159,028,946.90 |

"

"

" "

"

| | |
|--|--|
| | |
|--|--|

| | | | |
|---|----------------|--------------|-------|
| | | | |
| 2 | 165,969,632.14 | 8,369,944.57 | 5.00% |
| | 165,969,632.14 | 8,369,944.57 | -- |

□ √

3

1

| | 6,987,140,467.03 | 100.00% | 410,624,531.79 | 5.88% | 6,576,515,935.24 | 6,359,056,586.25 | 100.00% | 376,500,024.89 | 5.92% | 5,982,556,561.36 |
|---|------------------|---------|----------------|--------|------------------|------------------|---------|----------------|--------|------------------|
| 1 | 1,470,574,986.24 | 21.05% | 243,269,023.07 | 16.54% | 1,227,305,963.17 | 1,477,479,382.93 | 23.23% | 246,008,092.01 | 16.65% | 1,231,471,290.92 |
| 2 | 2,669,287,413.59 | 38.20% | 167,355,508.72 | 6.27% | 2,501,931,904.87 | 2,194,476,733.54 | 34.51% | 130,491,932.88 | 5.95% | 2,063,984,800.66 |
| 3 | 2,847,278,067.20 | 40.75% | | | 2,847,278,067.20 | 2,687,100,469.78 | 42.26% | | | 2,687,100,469.78 |
| | 6,987,140,467.03 | 100.00% | 410,624,531.79 | 5.88% | 6,576,515,935.24 | 6,359,056,586.25 | 100.00% | 376,500,024.89 | 5.92% | 5,982,556,561.36 |

" "

" "

"

"

" "

" "

"

| 1 | 1,470,574,986.24 | 243,269,023.07 | 16.54% |
|---|------------------|----------------|--------|

| | | | |
|---|------------------|----------------|-------|
| 2 | 2,669,287,413.59 | 167,355,508.72 | 6.27% |
| | 4,139,862,399.83 | 410,624,531.79 | -- |

□ √

| | | |
|---|---|------------------|
| | | |
| 1 | 1 | 3,067,069,001.58 |
| 1 | 1 | 3,067,069,001.58 |
| 1 | 2 | 749,727,691.62 |
| 2 | 3 | 290,265,316.21 |
| 3 | | 32,800,390.42 |
| 3 | 4 | 6,836,550.05 |
| 4 | 5 | 6,743,310.79 |
| 5 | | 19,220,529.58 |
| | | 4,139,862,399.83 |

2

| | | % | |
|---|------------------|-------|----------------|
| 1 | 2,640,525,634.94 | 37.79 | - |
| 2 | 314,886,000.00 | 4.51 | 75,709,160.00 |
| 3 | 217,112,000.00 | 3.11 | 56,183,840.00 |
| 4 | 169,586,044.00 | 2.43 | 13,566,883.52 |
| 5 | 167,282,473.53 | 2.39 | 14,546,788.20 |
| | 3,509,392,152.47 | 50.23 | 160,006,671.72 |

4

1

| | | | |
|---|----------------|--------|-----------------------|
| | | | |
| 1 | 454,938,664.47 | 78.65% | 303,102,667.48 70.15% |

| | | | | | |
|---|---|----------------|--------|----------------|--------|
| 1 | 2 | 73,498,443.15 | 12.71% | 78,901,461.22 | 18.25% |
| 2 | 3 | 28,229,504.42 | 4.88% | 27,235,258.42 | 6.30% |
| 3 | | 21,770,374.67 | 3.76% | 22,867,679.27 | 5.30% |
| | | 578,436,986.71 | -- | 432,107,066.39 | -- |

2

| | | (%) |
|---|---------------|------|
| 1 | 29,003,734.92 | 5.01 |
| 2 | 19,137,526.28 | 3.31 |
| 3 | 14,880,000.00 | 2.57 |
| 4 | 9,800,517.08 | 1.69 |
| 5 | 8,910,000.00 | 1.54 |
| | 81,731,778.28 | |

| | | | | |
|-----------|--------------|---------------|--|--------------|
| | | | | |
| | 120,159.02 | 8,341,765.97 | | 8,461,924.99 |
| | 1,243,772.27 | 5,133,521.84 | | 6,377,294.11 |
| | | 10,479.32 | | 10,479.32 |
| 2019 6 30 | 1,516,690.95 | 80,556,257.63 | | |

1

| | 227,032,694.10 | 1,700,628.88 | 225,332,065.22 | 208,468,402.33 | 1,700,628.88 | 206,767,773.45 |
|--|----------------|--------------|----------------|----------------|--------------|----------------|
| | 76,995,697.08 | | 76,995,697.08 | 97,183,251.36 | | 97,183,251.36 |
| | 201,342,745.38 | | 201,342,745.38 | 211,826,541.83 | | 211,826,541.83 |
| | 3,642,525.86 | | 3,642,525.86 | 3,349,121.53 | | 3,349,121.53 |
| | | | | | | |

7

□ √

| | | |
|--|------------------|------------------|
| | | |
| | 5,700,000.00 | 7,200,000.00 |
| | 1,146,195,376.07 | 1,075,184,010.87 |
| | 1,151,895,376.07 | 1,082,384,010.87 |

8

| | | | | | |
|--|---------------|--|---------------|---------------|---------------|
| | | | | | |
| | 22,260,000.00 | | 22,260,000.00 | 22,260,000.00 | 22,260,000.00 |
| | 22,260,000.00 | | 22,260,000.00 | 22,260,000.00 | 22,260,000.00 |

2019 1 1

"

"

" " 29

"

9

1

| | | | | | | |
|--|------------------|--------------|------------------|------------------|--------------|------------------|
| | | | | | | |
| | 1,216,314,824.06 | 2,603,098.00 | 1,213,711,726.06 | 1,281,916,624.08 | 2,603,098.00 | 1,279,313,526.08 |
| | 118,580,497.84 | | 118,580,497.84 | 149,784,339.65 | | 149,784,339.65 |
| | | | | | | |
| | 21,384,188.59 | | 21,384,188.59 | 21,384,188.59 | | 21,384,188.59 |
| | 2,000,000.00 | | 2,000,000.00 | 2,000,000.00 | | 2,000,000.00 |
| | 1,239,699,012. | 2,603,098.00 | 1,237,095,914. | 1,305,300,812. | 2,603,098.00 | 1,302,697,714. |
| | | | | | | -- |

| | | | | | | | |
|--|----|--|----|----|--|----|--|
| | 65 | | 65 | 67 | | 67 | |
|--|----|--|----|----|--|----|--|

10

| | () | | | | | | | | | () | |
|--|----------------|--|--|--------------|--|--|--|--|--|----------------|--|
| | | | | | | | | | | | |
| | | | | | | | | | | | |
| | | | | | | | | | | | |
| | 819,259,445.06 | | | 2,360,955.90 | | | | | | 821,620,400.96 | |
| | 6,068,392.20 | | | 1,857.10 | | | | | | 6,070,249.30 | |

30,220,07

-1,499,15

| | | | | | | | | | | | |
|--|--------------------|-----------|--|-----------------|--|--|--|--|--|--------------------|--|
| | 870,181,3 19.04 | 40,000.00 | | -294,685. 78 | | | | | | 869,926,6 33.26 | |
| | 870,181,3 19.04 | | | | | | | | | | |

| | | | | |
|----|---------------|--|--|---------------|
| 4. | 39,471,933.17 | | | 39,471,933.17 |
| | | | | |
| 1. | 4,166,483.60 | | | 4,166,483.60 |
| 2. | 624,972.54 | | | 624,972.54 |
| 1 | 624,972.54 | | | 624,972.54 |
| | | | | |
| 3. | | | | |
| 1 | | | | |
| 2 | | | | |
| | | | | |
| 4. | 4,791,456.14 | | | 4,791,456.14 |
| | | | | |
| 1. | | | | |

1

| | | | | | |
|----|------------------|----------------|----------------|------------------|------------------|
| | | | | | |
| | | | | | |
| 1. | 1,295,423,931.60 | 342,564,840.34 | 228,045,296.17 | 2,074,514,323.71 | 3,940,548,391.82 |
| 2. | 6,615,034.63 | 9,455,145.41 | 10,790,697.53 | 177,367,579.40 | 204,228,456.97 |
| 1 | 3,354,307.62 | 8,856,876.06 | 10,790,697.53 | 175,822,739.56 | 198,824,620.77 |
| 2 | 3,260,727.01 | 598,269.35 | | 1,534,803.94 | 5,393,800.30 |
| 3 | | | | 10,035.90 | 10,035.90 |
| 4 | | | | | |
| 3. | 327,126.11 | 70,230.34 | 2,432,844.23 | 2,776,923.38 | 5,607,124.06 |
| 1 | 316,998.11 | 70,230.34 | 2,432,844.23 | 2,776,923.38 | 5,596,996.06 |
| 2 | 10,128.00 | | | | 10,128.00 |
| 3 | | | | | |
| 4. | 1,301,711,840.12 | 351,949,755.41 | 236,403,149.47 | 2,249,104,979.73 | 4,139,169,724.73 |
| | | | | | |
| 1. | 169,767,225.69 | 120,306,592.78 | 112,066,385.80 | 399,704,118.19 | 801,844,322.46 |
| 2. | 24,997,955.73 | 16,682,065.28 | 21,695,535.42 | 134,996,950.69 | 198,372,507.12 |
| 1 | 24,997,955.73 | 16,682,065.28 | 21,695,535.42 | 134,996,950.69 | 198,372,507.12 |
| 2 | | | | | |
| 3 | | | | | |
| 3. | 163,045.60 | 39,087.73 | 1,519,640.36 | 1,491,831.43 | 3,213,605.12 |
| 1 | 159,357.32 | 39,087.73 | 1,519,640.36 | 1,491,831.43 | 3,209,916.84 |
| 2 | 3,688.28 | | | | 3,688.28 |
| 3 | | | | | |

| | | | | | |
|----|------------------|----------------|----------------|------------------|------------------|
| 4. | 194,602,135.82 | 136,949,570.33 | 132,242,280.86 | 533,209,237.45 | 997,003,224.46 |
| | | | | | |
| 1. | | 17,559,197.55 | | | 17,559,197.55 |
| 2. | | | | | |
| 1 | | | | | |
| 2 | | | | | |
| 3 | | | | | |
| 3. | | 2,340.56 | | | 2,340.56 |
| 1 | | 2,340.56 | | | 2,340.56 |
| 2 | | | | | |
| 4. | | 17,556,856.99 | | | 17,556,856.99 |
| | | | | | |
| 1. | 1,107,109,704.30 | 197,443,328.09 | 104,160,868.61 | 1,715,895,742.28 | 3,124,609,643.28 |
| 2. | 1,125,656,705.91 | 204,699,050.01 | 115,978,910.37 | 1,674,810,205.52 | 3,121,144,871.81 |

14

| | | |
|--|-------------------|-------------------|
| | | |
| | 14,347,213,327.69 | 13,335,936,696.60 |
| | 14,347,213,327.69 | 13,335,936,696.60 |

1

| | | | | | |
|--|-------------------|--------------|-------------------|------------------|------------------|
| | | | | | |
| | 10,489,746,194.03 | 8,000,000.00 | 10,481,746,194.03 | 9,982,230,377.78 | 8,000,000.00 |
| | 113,983,309.74 | | 113,983,309.74 | 119,276,585.14 | |
| | 1,007,533,670.37 | | 1,007,533,670.37 | 959,662,807.04 | |
| | 2,555,217,449.33 | | 2,555,217,449.33 | 2,173,432,665.57 | |
| | | | | | 9,974,230,377.78 |
| | | | | | 119,276,585.14 |
| | | | | | 959,662,807.04 |
| | | | | | 2,173,432,665.57 |

| | | | | | | |
|--|-------------------|--------------|-------------------|-------------------|--------------|-------------------|
| | | | | | | |
| | 188,732,704.22 | | 188,732,704.22 | 109,334,261.07 | | 109,334,261.07 |
| | 14,355,213,327.69 | 8,000,000.00 | 14,347,213,327.69 | 13,343,936,696.60 | 8,000,000.00 | 13,335,936,696.60 |

2

| | | | | | | | | | | | | |
|--|--|-------------------|------------------|---------------|--|-------------------|----|----|----------------|---------------|--|----|
| | | | | | | | | | | | | |
| | | 9,982,230,377.78 | 509,268,329.46 | 1,752,513.21 | | 10,489,746,194.03 | | | 134,122,564.14 | 38,889,750.19 | | |
| | | 119,276,585.14 | 21,737,747.14 | 27,031,022.54 | | 113,983,309.74 | | | | | | |
| | | 959,662,807.04 | 49,971,876.14 | 2,101,012.81 | | 1,007,533,670.37 | | | 2,933,244.69 | 2,933,244.69 | | |
| | | 2,173,432,665.57 | 442,367,228.89 | 60,582,445.13 | | 2,555,217,449.33 | | | 18,981,387.18 | 14,482,458.74 | | |
| | | 109,334,261.07 | 80,061,189.98 | 662,746.83 | | 188,732,704.22 | | | 513,138.88 | 513,138.88 | | |
| | | 13,343,936,696.60 | 1,103,406,371.61 | 92,129,740.52 | | 14,355,213,327.69 | -- | -- | 156,550,334.89 | 56,818,592.50 | | -- |

15

1

| | | | | | | | |
|----|----------------|--|--|--|--------------|---------------|------------------|
| | | | | | | | |
| | | | | | | | |
| 1. | 274,408,085.29 | | | | 2,870,895.77 | 40,970,156.65 | 9,241,591,552.20 |
| | | | | | | | 9,559,840,689.91 |

| | | | | | | | |
|----|---------------|--|--|--|--|---------------|---------------|
| 2. | 25,884,000.00 | | | | | 63,244,424.82 | 89,128,424.82 |
| 1 | | | | | | 2,392,484.60 | 2,392,484.60 |
| 2 | | | | | | | |
| 3 | | | | | | | |

| | | | | | | | |
|----|----------------|--|--|------------|---------------|----------------------|----------------------|
| | | | | | | | |
| | | | | | | | |
| 3. | | | | | | | |
| 1 | | | | | | | |
| | | | | | | | |
| 4. | | | | | | 52,627.06 | 52,627.06 |
| | | | | | | | |
| 1. | 272,592,547.68 | | | 747,507.90 | 31,656,891.29 | 7,621,757,897. 82 | 7,926,754,844. 69 |
| 2. | 249,973,036.14 | | | 798,801.79 | 34,577,049.51 | 7,800,211,396. 43 | 8,085,560,283. 87 |

16

1

| | | | | | | |
|--|---------------|--|--|--|--|---------------|
| | | | | | | |
| | 1,000,801.79 | | | | | 1,000,801.79 |
| | 3,943,428.28 | | | | | 3,943,428.28 |
| | 7,932,589.25 | | | | | 7,932,589.25 |
| | 3,198,145.99 | | | | | 3,198,145.99 |
| | 83,947,124.61 | | | | | 83,947,124.61 |
| | 7,179,663.94 | | | | | 7,179,663.94 |
| | 3,835,387.19 | | | | | 3,835,387.19 |
| | 18,812,678.66 | | | | | 18,812,678.66 |

| | | | | | | |
|--|----------------|--|--|--|--|----------------|
| | | | | | | |
| | 3,705,220.13 | | | | | 3,705,220.13 |
| | 694,273.26 | | | | | 694,273.26 |
| | 6,175,453.97 | | | | | 6,175,453.97 |
| | 133,242,960.26 | | | | | 133,242,960.26 |
| | 36,170,023.02 | | | | | 36,170,023.02 |
| | 50,906,609.30 | | | | | 50,906,609.30 |
| | 16,246,504.38 | | | | | 16,246,504.38 |
| | 7,592,179.53 | | | | | 7,592,179.53 |
| | 88,020,436.90 | | | | | 88,020,436.90 |
| | 168,534,848.94 | | | | | 168,534,848.94 |
| | 18,646,685.30 | | | | | 18,646,685.30 |
| | 11,061,107.52 | | | | | 11,061,107.52 |
| | 22,351,826.02 | | | | | 22,351,826.02 |

| | | | | | | |
|--|----------------|---------------|--|--|--|----------------|
| | | | | | | |
| | 6,581,443.37 | | | | | 6,581,443.37 |
| | 285,436.34 | | | | | 285,436.34 |
| | 7,793,132.44 | | | | | 7,793,132.44 |
| | 105,013.52 | | | | | 105,013.52 |
| | 211,311.72 | | | | | 211,311.72 |
| | 170,782,342.29 | | | | | 170,782,342.29 |
| | 22,624,749.92 | | | | | 22,624,749.92 |
| | | 26,000,000.00 | | | | 26,000,000.00 |
| | | 5,217,379.74 | | | | 5,217,379.74 |
| | 903,940,177.98 | 31,217,379.74 | | | | 935,157,557.72 |

2

| | | | | | | |
|--|---------------|--|--|--|--|---------------|
| | | | | | | |
| | 28,500,000.00 | | | | | 28,500,000.00 |
| | 26,500,000.00 | | | | | 26,500,000.00 |
| | 14,000,000.00 | | | | | 14,000,000.00 |
| | 5,500,000.00 | | | | | 5,500,000.00 |
| | 74,500,000.00 | | | | | 74,500,000.00 |

17

| | 1,189,663.36 | | 41,979.06 | | 1,147,684.30 |
|--|----------------|---------------|---------------|--|----------------|
| | 1,348,224.94 | | 63,695.64 | | 1,284,529.30 |
| | 222,827,337.19 | 64,175,278.29 | 73,864,047.00 | | 213,138,568.48 |

22

1

| | | |
|---|------------------|------------------|
| | | |
| 1 | 3,569,191,083.04 | 3,255,916,024.85 |
| 1 | 1,687,878,475.91 | 1,636,055,591.04 |
| | 5,257,069,558.95 | 4,891,971,615.89 |

2019 4 30

2019

[2019]6

"

"

" " 29

"

2

1

| | | |
|--|----------------|----|
| | | |
| | 205,066,882.59 | |
| | 88,342,400.00 | |
| | 74,610,628.06 | |
| | 73,726,500.00 | |
| | 73,196,965.47 | |
| | 514,943,376.12 | -- |

23

□ √

1

| | | |
|---|----------------|----------------|
| | | |
| 1 | 247,761,295.01 | 206,882,125.75 |
| 1 | 32,050,863.96 | 76,997,602.15 |
| | 279,812,158.97 | 283,879,727.90 |

24

1



| | | | | |
|--|--------------|----------------|----------------|--------------|
| | 2,834,802.98 | 108,079,049.71 | 105,998,782.14 | 4,915,070.55 |
|--|--------------|----------------|----------------|--------------|

| | | | | |
|--|--------------|---------------|---------------|--------------|
| | | | | |
| | 2,610,245.26 | 19,688,325.60 | 17,772,082.38 | 4,526,488.48 |
| | 2,610,245.26 | 19,688,325.60 | 17,772,082.38 | 4,526,488.48 |

25

| | | |
|--|----------------|----------------|
| | | |
| | 77,621,942.77 | 165,472,870.28 |
| | 117,201,769.52 | 154,947,837.20 |
| | 7,148,719.71 | 12,420,043.97 |
| | 3,160,588.30 | 5,540,641.57 |
| | 2,290,925.39 | 2,316,676.22 |
| | 3,741,750.04 | 4,434,251.68 |
| | 3,519,588.95 | 3,898,073.83 |
| | 1,591,594.42 | 6,599,148.35 |
| | 216,276,879.10 | 355,629,543.10 |

26

| | | |
|--|------------------|------------------|
| | | |
| | 62,728,385.93 | 43,871,057.90 |
| | 5,348,891.60 | |
| | 3,584,804,322.58 | 1,684,090,008.12 |
| | 3,652,881,600.11 | 1,727,961,066.02 |

1

| | | |
|--|---------------|---------------|
| | | |
| | 3,499,994.10 | 16,204,728.01 |
| | 48,656,712.37 | 27,068,344.72 |

| | | |
|--|---------------|---------------|
| | 10,360,119.29 | 386,425.00 |
| | 211,560.17 | 211,560.17 |
| | 62,728,385.93 | 43,871,057.90 |

2

| | | |
|--|--------------|--|
| | | |
| | 5,348,891.60 | |
| | 5,348,891.60 | |

3

1

| | | |
|--|------------------|------------------|
| | | |
| | 75,809,213.14 | 123,312,905.07 |
| | 3,508,995,109.44 | 1,560,777,103.05 |
| | 3,584,804,322.58 | 1,684,090,008.12 |

2 1

| | | |
|---|----------------|----|
| | | |
| 1 | 138,467,689.47 | |
| 2 | 79,648,008.63 | |
| | 218,115,698.10 | -- |

27

| | | |
|--|----------------|----------------|
| | | |
| | 528,251,673.31 | 327,250,000.00 |
| | | 500,000,000.00 |
| | 355,555,610.84 | |
| | 883,807,284.15 | 827,250,000.00 |

28

□ √

| | | |
|--|--|------------------|
| | | |
| | | 3,109,627,808.29 |
| | | 3,109,627,808.29 |

| | | | | | | | | | | | |
|--|------------------|------------|-----|------------------|------------------|------|---------------|-------|------------------|--|------|
| | | | | | | | | | | | |
| | 500,000,000.00 | 2018.01.10 | 1 | 500,000,000.00 | 526,017,123.29 | 0.00 | 732,876.71 | 18.00 | 526,750,000.00 | | 0.00 |
| | 1,000,000,000.00 | 2018.03.05 | 1 | 1,000,000,000.00 | 1,044,431,232.88 | 0.00 | 9,268,767.12 | 18.00 | 1,053,700,000.00 | | 0.00 |
| | 500,000,000.00 | 2018.04.01 | 270 | 500,000,000.00 | 518,150,685.00 | 0.00 | 342,465.68 | 18.00 | 518,493,150.68 | | 0.00 |
| | 500,000,000.00 | 2018.05.22 | 270 | 500,000,000.00 | 519,245,205.48 | 0.00 | 4,056,164.38 | 18.00 | 523,301,369.86 | | 0.00 |
| | 500,000,000.00 | 2018.12.10 | 180 | 500,000,000.00 | 501,783,561.64 | 0.00 | 13,504,109.59 | 18.00 | 515,287,671.23 | | 0.00 |
| | -- | -- | -- | 3,000,000,000.00 | 3,109,627,808.29 | 0.00 | 27,904,383.48 | | | | |

30

1

| | | |
|--|------------------|------------------|
| | | |
| | 1,600,000,000.00 | 1,000,000,000.00 |
| | 1,600,000,000.00 | 1,000,000,000.00 |

2

| | | | | | | | | | | |
|--|--------|------------|----|------------------|------------------|----------------|---------------|------|------|------------------|
| | | | | | | | | | | |
| | 100.00 | 2017/10/18 | 3 | 1,000,000,000.00 | 1,000,000,000.00 | | 12,501,369.86 | | | 1,000,000,000.00 |
| | 100.00 | 2019/2/28 | 2 | 600,000,000.00 | | 600,000,000.00 | 3,363,287.67 | | | 600,000,000.00 |
| | -- | -- | -- | 1,600,000,000.00 | 1,000,000,000.00 | 600,000,000.00 | 15,864,657.53 | 0.00 | 0.00 | 1,600,000,000.00 |

31

| | | |
|--|------------------|------------------|
| | | |
| | 1,458,606,584.13 | 1,537,167,517.75 |
| | 106,690,000.00 | 93,800,000.00 |
| | 1,565,296,584.13 | 1,630,967,517.75 |

1

| | | |
|--|------------------|------------------|
| | | |
| | 1,715,301,588.18 | 1,717,133,622.36 |
| | 256,695,004.05 | 179,966,104.61 |
| | 1,458,606,584.13 | 1,537,167,517.75 |

2

| | | | | | |
|--|---------------|---------------|--|----------------|----|
| | | | | | |
| | 66,200,000.00 | | | 66,200,000.00 | |
| | | 12,890,000.00 | | 12,890,000.00 | |
| | 8,600,000.00 | | | 8,600,000.00 | |
| | 19,000,000.00 | | | 19,000,000.00 | |
| | 93,800,000.00 | 12,890,000.00 | | 106,690,000.00 | -- |

32

□ √

| | | | | |
|--|--|---------------|---------------|----|
| | | | | |
| | | 37,840,347.45 | 34,601,532.69 | |
| | | 37,840,347.45 | 34,601,532.69 | -- |

33

| | | | | | |
|--|----------------|---------------|---------------|----------------|----|
| | | | | | |
| | 242,569,118.36 | 46,372,000.00 | 12,693,142.66 | 276,247,975.70 | |
| | 242,569,118.36 | 46,372,000.00 | 12,693,142.66 | 276,247,975.70 | -- |

| | | | | | | | | |
|--|----------------|---------------|--|--------------|--|--|----------------|---|
| | | | | | | | | / |
| | 18,724,830.93 | | | 1,810,083.14 | | | 16,914,747.79 | |
| | 119,133,225.07 | 20,872,000.00 | | 2,342,092.14 | | | 137,663,132.93 | |

| | | | | | | | |
|--|--------------------|-------------------|--|-------------------|--|--|--------------------|
| | 24,052,500.0 0 | | | 2,144,999.98 | | | 21,907,500.0 2 |
| | 80,658,562.3 6 | 25,500,000.0 0 | | 6,395,967.40 | | | 99,762,594.9 6 |
| | 242,569,118. 36 | 46,372,000.0 0 | | 12,693,142.6 6 | | | 276,247,975. 70 |

34

□ √

| | | |
|--|----------------|----------------|
| | | |
| | 300,000,000.00 | 300,000,000.00 |
| | 300,000,000.00 | 300,000,000.00 |

35

| | | | | | | | |
|--|----------------------|-----|--|--|--|--|----------------------|
| | | + - | | | | | |
| | 1,430,578,784. 00 | | | | | | 1,430,578,784. 00 |

36

1

| | | | | | | | | | |
|------|---------|--|------|-----|------------|------------------|--|--|--|
| | | | % | | | | | | |
| 2016 | 2016 11 | | 4.23 | 100 | 5,000,000 | 500,000,000.00 | | | |
| 2017 | 2017 1 | | 5.7 | 100 | 10,000,000 | 1,000,000,000.00 | | | |

“ ”

| | | | | | | |
|-------|------|-----|----|-------------|---|---|
| | 2016 | 11 | 5 | 2016 | | 5 |
| 4.23% | | 150 | | 498,500,000 | 6 | 5 |
| | 2017 | 1 | 10 | | | 5 |
| 5.70% | | 300 | | 997,000,000 | 6 | 5 |

2

| 2016 | 5,000,000 | 498,500,000. 00 | | | 5,000,000 | 498,500,000. 00 | | |
|------|------------|--------------------|--|--|-----------|--------------------|------------|--------------------|
| 2016 | 5,000,000 | 498,500,000. 00 | | | | | 5,000,000 | 498,500,000. 00 |
| 2017 | 10,000,000 | 997,000,000. 00 | | | | | 10,000,000 | 997,000,000. 00 |

39

| | 802,395.24 | 57,743.30 | | | | 57,743.30 | | 860,138.54 |
|--|------------|-----------|--|--|--|-----------|--|------------|
| | 802,395.24 | 57,743.30 | | | | 57,743.30 | | 860,138.54 |
| | 802,395.24 | 57,743.30 | | | | 57,743.30 | | 860,138.54 |

40

| | 513,895,780.05 | | | 513,895,780.05 |
|--|----------------|--|--|----------------|
| | 513,895,780.05 | | | 513,895,780.05 |

2019 1 1

-541,241.81

"

" "

" " 29

"

41

-4,871,176.31

"

"

" " 29

"

42

| | 4,750,411,067.58 | 3,605,279,477.76 | 5,358,399,581.03 | 3,617,426,110.54 |
|--|------------------|------------------|------------------|------------------|
| | 51,041,312.60 | 7,510,821.09 | 58,034,005.86 | 6,911,524.80 |
| | 4,801,452,380.18 | 3,612,790,298.85 | 5,416,433,586.89 | 3,624,337,635.34 |

□ √

43

| | | |
|--|---------------|---------------|
| | 9,144,426.71 | 15,650,973.05 |
| | 4,451,081.12 | 7,420,149.51 |
| | 1,325,838.80 | 50,882.70 |
| | 6,346,311.03 | 4,104,220.12 |
| | 9,873,716.65 | 8,662,100.72 |
| | 1,321,221.70 | 1,272,707.16 |
| | 1,630,700.23 | 1,918,749.52 |
| | 3,996,538.05 | 4,652,345.30 |
| | 38,089,834.29 | 43,732,128.08 |

44

| | | |
|--|---------------|----------------|
| | 74,110,908.90 | 128,255,483.35 |
| | 74,110,908.90 | 128,255,483.35 |

45

| | | |
|--|----------------|----------------|
| | | |
| | 379,257,585.17 | 403,159,329.74 |
| | 379,257,585.17 | 403,159,329.74 |

2019 4 30

2019

[2019]6

"

"

" " 29

"

46

| | | |
|--|---------------|----------------|
| | | |
| | 57,928,810.61 | 100,737,665.06 |
| | 57,928,810.61 | 100,737,665.06 |

2019 4 30

2019

[2019]6

"

"

" " 29

"

47

| | | |
|--|----------------|----------------|
| | | |
| | 330,345,542.32 | 319,613,884.10 |
| | 13,222,080.34 | 43,709,540.86 |
| | 3,304.97 | -278,734.14 |
| | | |
| | 21,730,311.86 | 26,473,851.43 |
| | 338,857,078.81 | 302,099,460.53 |

48

| | | |
|--|----------------|---------------|
| | | |
| | 23,827,740.63 | 15,702,735.67 |
| | 12,693,142.66 | 6,129,771.57 |
| | 1,762,936.66 | 1,355,350.09 |
| | 138,422,000.00 | |

| | | |
|--|----------------|---------------|
| | 176,705,819.95 | 23,187,857.33 |
|--|----------------|---------------|

49

| | | |
|--|---------------|------------|
| | | |
| | -294,685.78 | -64,429.69 |
| | 26,109,553.57 | |
| | 4,364.69 | |
| | 25,819,232.48 | -64,429.69 |

50

| | | |
|--|----------------|--|
| | | |
| | -2,084,630.88 | |
| | -34,125,223.01 | |
| | -36,209,853.89 | |

51

□ √

| | | |
|--|--|-----------------|
| | | |
| | | -102,139,766.17 |
| | | -102,139,766.17 |

52

| | | |
|--|---------------|---------------|
| | | |
| | 10,177,731.31 | -1,498,646.37 |
| | | 1,650,376.39 |
| | 10,177,731.31 | 151,730.02 |

53

| | | | |
|--|--------------|---------------|--------------|
| | | | |
| | 6,476,006.09 | 15,021,175.13 | 6,476,006.09 |
| | 1,985,019.61 | 3,603,741.71 | 1,985,019.61 |
| | 8,461,025.70 | 18,624,916.84 | 8,461,025.70 |

54

| | | | |
|--|--------------|--------------|--------------|
| | | | |
| | 179,769.45 | | 179,769.45 |
| | 5,884,774.46 | 4,106,501.79 | 5,884,774.46 |
| | 836,280.42 | 992,350.70 | 836,280.42 |
| | 6,900,824.33 | 5,098,852.49 | 6,900,824.33 |

55

1

| | | |
|--|----------------|----------------|
| | | |
| | 100,661,440.51 | 129,527,227.80 |
| | 2,188,223.46 | -10,571,317.47 |
| | 102,849,663.97 | 118,955,910.33 |

2

| | |
|--|----------------|
| | |
| | 478,470,994.77 |
| | 102,849,663.97 |

56

57

1

| | | |
|--|----------------|----------------|
| | | |
| | 6,111,250.58 | 10,090,727.01 |
| | 179,226,937.58 | 39,317,455.34 |
| | 99,852,013.70 | 121,890,746.31 |
| | 285,190,201.86 | 171,298,928.66 |

" " " "

"

2

| | | |
|--|----------------|----------------|
| | | |
| | 159,711,928.15 | 264,624,886.33 |
| | 453,820,744.98 | 206,929,572.31 |
| | 613,532,673.13 | 471,554,458.64 |

3

| | | |
|--|---------------|---------------|
| | | |
| | 13,059,236.76 | 70,419,355.44 |
| | 22,341,733.58 | |
| | 26,117,700.00 | |
| | 61,518,670.34 | 70,419,355.44 |

" " " "

"

4

| | | |
|--|--------------|------------------|
| | | |
| | | 23,300,000.00 |
| | | 47,700,000.00 |
| | | 309,600,107.47 |
| | 6,146,416.01 | 795,910,000.00 |
| | 6,146,416.01 | 1,176,510,107.47 |

5

| | | |
|-----|------------------|----------------|
| | | |
| | 500,000,000.00 | |
| ABS | 590,089,030.67 | 445,260,000.00 |
| | 1,336,222,747.74 | |
| | 2,030,000,000.00 | |
| | 4,456,311,778.41 | 445,260,000.00 |

6

| | | |
|--|------------------|----------------|
| | | |
| | | |
| | 1,333,000.00 | 6,452,920.00 |
| | 14,997,346.40 | |
| | 127,312,831.06 | 165,269,712.00 |
| | 239,106,356.12 | 31,148,051.11 |
| | 500,000,000.00 | |
| | 713,659,769.74 | 272,706,453.45 |
| | 760,000,000.00 | |
| | 2,356,409,303.32 | 475,577,136.56 |

58

1

| | | |
|-----|------------------|-------------------|
| | | |
| 1 | -- | -- |
| | 375,621,330.80 | 629,817,430.30 |
| | 36,209,853.89 | 102,139,766.17 |
| | 198,997,479.66 | 139,378,870.74 |
| | 247,910,604.11 | 147,235,018.55 |
| | 79,954,721.18 | 47,720,424.33 |
| “ ” | -10,177,731.31 | -151,730.02 |
| “ ” | 330,345,542.32 | 331,613,884.10 |
| “ ” | -25,819,232.48 | 64,429.69 |
| “ ” | 4,521,118.95 | -10,894,122.90 |
| “ ” | -61,248,088.99 | -83,838,979.60 |
| “ ” | -637,472,062.19 | -1,793,066,478.20 |
| “ ” | -695,429,901.86 | -554,331,492.59 |
| | -156,586,365.92 | -1,044,312,979.43 |
| 2 | -- | -- |
| 3 | -- | -- |
| | 2,051,340,853.90 | 2,760,979,232.32 |
| | 2,158,701,925.79 | 4,591,004,672.54 |
| | -107,361,071.89 | -1,830,025,440.22 |

2

| | |
|--|---------------|
| | |
| | 27,386,880.00 |
| | -- |

| | |
|--|---------------|
| | 3,986,880.00 |
| | 23,400,000.00 |
| | 1,138,527.26 |
| | -- |
| | 3,900,000.00 |
| | -- |
| | 3,000,000.00 |
| | 900,000.00 |
| | 30,148,352.74 |

3

| | |
|--|----|
| | |
| | -- |
| | -- |
| | -- |

4

| | | |
|--|------------------|------------------|
| | | |
| | 2,051,340,853.90 | 2,158,701,925.79 |
| | 452,001.53 | 157,917.96 |
| | 1,684,870,422.67 | 1,881,240,756.04 |
| | 366,018,429.70 | 277,303,251.79 |
| | 2,051,340,853.90 | 2,158,701,925.79 |
| | 663,665,769.74 | 231,273,832.73 |

59

| | | |
|--|----------------|--|
| | | |
| | 663,665,769.74 | |
| | 92,127,582.02 | |

| | | |
|--|------------------|----|
| | 250,843,167.89 | |
| | 201,099,346.00 | |
| | 1,207,735,865.65 | -- |

25.14%

201,099,346

60

1

| | | | |
|--|---------------|--------|---------------|
| | | | |
| | -- | -- | |
| | 5,352,511.70 | 6.8747 | 36,796,912.18 |
| | | | |
| | 423.06 | 0.8797 | 372.17 |
| | 72,199,036.00 | 0.0638 | 4,606,298.50 |
| | -- | -- | |
| | | | |
| | | | |
| | | | |
| | 32,337,035.00 | 0.0638 | 2,063,102.83 |
| | -- | -- | |
| | | | |
| | | | |
| | | | |
| | | -- | |
| | 141,795.82 | 6.8747 | 974,803.72 |
| | | | |
| | | | |
| | | -- | |
| | | | |
| | | | |
| | | | |
| | 1,177,478.00 | 0.0638 | 75,123.10 |
| | | -- | |

| | | | |
|--|---------------|--------|--------------|
| | | | |
| | | | |
| | | | |
| | 20,081,179.00 | 0.0638 | 1,281,179.22 |

2

□ √

1

1

| | | | | | | | | |
|--|---------------|-------------------|---------|--|---------------|--|--------------------|--------------|
| | | | | | | | | |
| | 2019 05 07 | 4,933,600.00 | 100.00% | | 2019 05 07 | | 169,224,705. 94 | 8,507,387.17 |
| | 2019 04 28 | 26,000,000.0 0 | 100.00% | | 2019 04 28 | | | |

2

| | | |
|----|--------------|---------------|
| | | |
| -- | 4,933,600.00 | 26,000,000.00 |
| | 4,933,600.00 | 26,000,000.00 |
| | -283,779.74 | |
| / | 5,217,379.74 | 26,000,000.00 |

3

| | |
|--|--|
| | |
| | |

1

1

| | | | | | 100.00% | |
|--|--|--|--|---------|---------|--|
| | | | | | 100.00% | |
| | | | | 100.00% | | |
| | | | | | 100.00% | |
| | | | | | 100.00% | |
| | | | | | 100.00% | |
| | | | | | 100.00% | |
| | | | | | 55.00% | |
| | | | | | 100.00% | |
| | | | | 100.00% | | |
| | | | | | 51.00% | |



| | | | | | | |
|--|--|--|--|---------|---------|--|
| | | | | | | |
| | | | | | 100.00% | |
| | | | | 100.00% | | |
| | | | | | 90.00% | |
| | | | | | 100.00% | |
| | | | | | 100.00% | |
| | | | | 100.00% | | |
| | | | | | 100.00% | |

| | | | | | | |
|--|--|--|--|---------|---------|--|
| | | | | | 100.00% | |
| | | | | 100.00% | | |
| | | | | | 100.00% | |
| | | | | | 100.00% | |
| | | | | 100.00% | | |
| | | | | | 100.00% | |
| | | | | | 100.00% | |
| | | | | | 100.00% | |
| | | | | | 100.00% | |
| | | | | | 100.00% | |
| | | | | | 100.00% | |



|


|

| | | | | | | |
|--|--|--|--|---------|---------|--|
| | | | | | | |
| | | | | | 90.00% | |
| | | | | 80.00% | | |
| | | | | 88.13% | | |
| | | | | 100.00% | | |
| | | | | | 90.00% | |
| | | | | | 100.00% | |
| | | | | 80.00% | | |

| | | | | | | |
|--|--|--|--|--------|---------|--|
| | | | | | 100.00% | |
| | | | | 68.15% | | |
| | | | | | 100.00% | |
| | | | | | 100.00% | |
| | | | | | 100.00% | |
| | | | | | 100.00% | |
| | | | | | 100.00% | |
| | | | | | 55.00% | |



| | | | | | | |
|--|--|--|--|---------|---------|--|
| | | | | | 70.00% | |
| | | | | 70.00% | | |
| | | | | 70.00% | | |
| | | | | | 60.00% | |
| | | | | | 100.00% | |
| | | | | 95.00% | | |
| | | | | | 51.00% | |
| | | | | 100.00% | | |
| | | | | | 60.00% | |
| | | | | 100.00% | | |
| | | | | | 60.00% | |
| | | | | | 51.00% | |
| | | | | | 100.00% | |



| | | | | | | |
|--|--|--|--|---------|--------|--|
| | | | | | | |
| | | | | 90.00% | 10.00% | |
| | | | | 100.00% | | |
| | | | | 80.00% | 20.00% | |
| | | | | 100.00% | | |
| | | | | 90.00% | 10.00% | |
| | | | | 100.00% | | |

| | | | | | | |
|--|--|--|--|---------|--------|--|
| | | | | 100.00% | | |
| | | | | 65.00% | | |
| | | | | 100.00% | | |
| | | | | 100.00% | | |
| | | | | 100.00% | | |
| | | | | 96.25% | 3.75% | |
| | | | | 90.00% | 10.00% | |
| | | | | 90.00% | 10.00% | |
| | | | | 90.00% | 10.00% | |
| | | | | 90.00% | 10.00% | |
| | | | | 80.00% | 20.00% | |
| | | | | 80.00% | 20.00% | |
| | | | | 90.00% | 10.00% | |
| | | | | 90.00% | 10.00% | |
| | | | | 90.00% | 10.00% | |
| | | | | 90.00% | 10.00% | |
| | | | | 90.00% | 10.00% | |
| | | | | 90.00% | 10.00% | |

| | | | | | | |
|--|--|--|--|---------|--------|--|
| | | | | 100.00% | | |
| | | | | 100.00% | | |
| | | | | 90.00% | 10.00% | |
| | | | | 90.00% | 10.00% | |
| | | | | 90.00% | 10.00% | |
| | | | | 90.00% | 10.00% | |
| | | | | 90.00% | 10.00% | |
| | | | | 90.00% | 10.00% | |
| | | | | 90.00% | 10.00% | |
| | | | | 100.00% | | |
| | | | | 97.41% | 2.59% | |
| | | | | 90.00% | 10.00% | |
| | | | | 90.00% | 10.00% | |
| | | | | 90.00% | 10.00% | |
| | | | | 90.00% | 10.00% | |
| | | | | 90.00% | 10.00% | |
| | | | | 90.00% | 10.00% | |

| | | | | | | |
|--|--|--|--|---------|---------|--|
| | | | | | | |
| | | | | 90.00% | 10.00% | |
| | | | | 100.00% | | |
| | | | | | 100.00% | |
| | | | | 90.00% | 10.00% | |
| | | | | 96.88% | 3.12% | |
| | | | | 100.00% | | |
| | | | | 100.00% | | |
| | | | | 90.00% | 10.00% | |
| | | | | 99.00% | | |
| | | | | 100.00% | | |
| | | | | 100.00% | | |
| | | | | 90.00% | 10.00% | |
| | | | | 100.00% | | |
| | | | | 60.00% | | |
| | | | | 100.00% | | |
| | | | | 97.50% | 2.50% | |
| | | | | 97.00% | 3.00% | |
| | | | | 100.00% | | |

| | | | | | | |
|---|--|--|--|---------|--------|--|
| | | | | 88.00% | | |
| | | | | 100.00% | | |
| | | | | 100.00% | | |
| | | | | 79.00% | | |
| | | | | 90.00% | | |
| | | | | 96.15% | 3.85% | |
| | | | | 100.00% | | |
| | | | | 100.00% | | |
| | | | | 100.00% | | |
| | | | | 90.00% | | |
| | | | | 100.00% | | |
| | | | | 60.00% | | |
| | | | | 100.00% | | |
| | | | | 100.00% | | |
| | | | | 70.00% | 30.00% | |
| | | | | 100.00% | | |
| Tus-Sound (U.S.) Los Angeles Green Energy Inc. | | | | 70.00% | | |
| | | | | 100.00% | | |

| | | | | | |
|--|--|--|--|---------|---------|
| | | | | | |
| | | | | 100.00% | |
| | | | | | 100.00% |

100.00%

| | | | | | | |
|--|--|--|--|---------|---------|--|
| | | | | 100.00% | | |
| | | | | 100.00% | | |
| | | | | 60.00% | | |
| | | | | | 100.00% | |
| | | | | | 100.00% | |
| | | | | 100.00% | | |
| | | | | 80.00% | | |
| | | | | | 51.00% | |
| | | | | | 100.00% | |
| | | | | | 75.00% | |
| | | | | | 100.00% | |
| | | | | | 100.00% | |
| | | | | | 100.00% | |
| | | | | | 100.00% | |

100.00%

| | | | | | | |
|--|--|--|--|--|---------|--|
| | | | | | 80.00% | |
| | | | | | 100.00% | |
| | | | | | 100.00% | |
| | | | | | 80.00% | |
| | | | | | 85.00% | |
| | | | | | 100.00% | |
| | | | | | 100.00% | |
| | | | | | 100.00% | |
| | | | | | 90.00% | |
| | | | | | 100.00% | |
| | | | | | 80.00% | |

| | | | | | | |
|--|--|--|--|---------|---------|--|
| | | | | | 100.00% | |
| | | | | 100.00% | | |
| | | | | 80.00% | | |
| | | | | 69.00% | | |
| | | | | 65.00% | | |
| | | | | | 100.00% | |
| | | | | | 100.00% | |
| | | | | | 100.00% | |
| | | | | | 100.00% | |
| | | | | | 60.00% | |
| | | | | | 90.00% | |
| | | | | | 100.00% | |
| | | | | | 100.00% | |
| | | | | | 100.00% | |
| | | | | | 100.00% | |
| | | | | | 100.00% | |
| | | | | | 100.00% | |
| | | | | | 100.00% | |
| | | | | | 100.00% | |

| | | | | | | |
|--|--|--|--|---------|---------|--|
| | | | | | 100.00% | |
| | | | | | 100.00% | |
| | | | | | 51.00% | |
| | | | | | 51.00% | |
| | | | | | 100.00% | |
| | | | | | 100.00% | |
| | | | | | 100.00% | |
| | | | | | 100.00% | |
| | | | | | 51.00% | |
| | | | | | 100.00% | |
| | | | | | 100.00% | |
| | | | | | 80.00% | |
| | | | | | 100.00% | |
| | | | | | 100.00% | |
| | | | | | 60.00% | |
| | | | | | 68.00% | |
| | | | | 100.00% | | |
| | | | | | 100.00% | |

| | | | | | | |
|--|--|--|--|---------|---------|--|
| | | | | 90.00% | | |
| | | | | 100.00% | | |
| | | | | 75.21% | | |
| | | | | 90.00% | | |
| | | | | 100.00% | | |
| | | | | 80.00% | | |
| | | | | | 100.00% | |
| | | | | 80.00% | | |
| | | | | 75.00% | 25.00% | |
| | | | | 85.00% | | |
| | | | | 70.00% | | |
| | | | | 100.00% | | |
| | | | | 100.00% | | |
| | | | | 100.00% | | |
| | | | | 100.00% | | |
| | | | | 100.00% | | |
| | | | | 100.00% | | |
| | | | | 100.00% | | |

| | | | | | | |
|--|--|--|--|---------|--|--|
| | | | | 100.00% | | |
|--|--|--|--|---------|--|--|

| | | | | | | |
|--|--|--|--|--|---------|--|
| | | | | | 100.00% | |
| | | | | | 100.00% | |
| | | | | | 100.00% | |
| | | | | | 100.00% | |

| | | | | | | |
|--|--|--|--|--|--|--|
| | | | | | | |
|--|--|--|--|--|--|--|

2

1

| | | |
|----|----------------|----------------|
| | / | / |
| | -- | -- |
| | -- | -- |
| | -- | -- |
| | 869,926,633.26 | 870,181,319.04 |
| | -- | -- |
| -- | -294,685.78 | -64,429.69 |
| -- | -294,685.78 | -64,429.69 |

1

| | | | | | |
|--|--|--|-------------|--------|--------|
| | | | | | |
| | | | 103690.0905 | 16.56% | 16.56% |

2

3

| | |
|--|--|
| | |
| | |
| | |
| | |
| | |

| | |
|--|--|
| | |
| | |
| | |

| | |
|--|--|
| | |
| | |
| | |
| | |
| | |
| | |
| | |

4

1

/

| | | 27,522.94 | | | |
|--|--|---------------|--|--|----------------|
| | | 697,996.46 | | | -17,816,063.50 |
| | | | | | 3,213.68 |
| | | | | | 852,682.80 |
| | | 13,229,166.66 | | | |
| | | 2,359,166.66 | | | |
| | | 12,176,944.45 | | | |
| | | 591,250.20 | | | |
| | | 38,522.91 | | | |
| | | 168,679.25 | | | 276,699.03 |
| | | 101,886.78 | | | 148,773.58 |
| | | 385,742.97 | | | |

| | | | | | |
|--|--|--------------|--|--|---------------|
| | | 88.40 | | | |
| | | | | | 1,730,122.64 |
| | | | | | 3,561,886.67 |
| | | | | | 236,698.11 |
| | | | | | 23,584.91 |
| | | 1,096,693.26 | | | |
| | | 681,840.18 | | | |
| | | 119,862.90 | | | |
| | | 869,438.24 | | | |
| | | | | | 724,528.28 |
| | | | | | 20,681,368.24 |
| | | | | | 16,646,551.72 |
| | | | | | 5,692,197.17 |
| | | 3,773.58 | | | |
| | | 667.80 | | | |

/

| | | | |
|--|--|------------|--|
| | | | |
| | | 116,037.74 | |
| | | 6,000.00 | |

| | | | |
|--|--|--|--------------|
| | | | 1,258.62 |
| | | | 283,018.87 |
| | | | 8,847,817.58 |

| | 500,000,000.00 | 2019 | 01 | 24 | 2020 | 01 | 23 |
|--|----------------|------|----|----|------|----|----|
| | 770,000,000.00 | 2019 | 03 | 14 | 2019 | 09 | 13 |
| | 500,000,000.00 | 2019 | 02 | 14 | 2020 | 02 | 13 |

5

1

| | | 600,000.00 | 78,000.00 | 1,800,000.00 | 135,000.00 |
|--|--|---------------|--------------|---------------|--------------|
| | | 12,346,640.00 | 1,965,963.20 | 13,046,640.00 | 1,189,924.00 |
| | | 100,000.00 | 4,000.00 | | |
| | | 18,132.00 | 2,357.16 | 18,132.00 | 906.60 |
| | | 6,000.00 | 240.00 | | |
| | | 420,000.00 | 49,200.00 | 420,000.00 | 36,000.00 |
| | | 25,000.00 | 2,000.00 | | |
| | | 12,154,900.00 | 486,196.00 | 12,154,900.00 | 607,745.00 |
| | | 1,739,480.70 | 800,161.12 | | |
| | | 41,536,700.00 | 8,878,771.00 | 41,536,700.00 | 8,673,670.00 |
| | | 423,000.00 | 21,150.00 | | |
| | | 416,532.59 | 20,826.63 | 330,220.92 | 16,511.05 |

| | | | | | |
|--|--|--------------|-----------|--------------|-----------|
| | | | | | |
| | | 392,100.00 | 19,605.00 | | |
| | | 229,315.52 | 11,465.78 | | |
| | | 614,000.00 | 30,700.00 | 614,000.00 | 30,700.00 |
| | | 137,506.50 | 6,875.33 | | |
| | | 33,750.00 | 1,687.50 | 20,250.00 | 1,012.50 |
| | | 536,566.12 | 26,828.31 | 536,566.12 | 26,828.31 |
| | | 14,160.00 | 708.00 | | |
| | | | | 300.00 | 15.00 |
| | | 454,700.00 | 22,735.00 | | |
| | | 3,000.00 | 150.00 | | |
| | | 79,470.90 | 3,973.55 | 79,470.90 | 3,973.55 |
| | | 34,516.00 | 31,064.40 | | |
| | | | | 54,540.00 | 2,727.00 |
| | | 615,806.99 | | | |
| | | 44,057.71 | | | |
| | | 1,843,415.15 | | 7,805,500.00 | |
| | | 4,444,794.87 | | 8,876,933.47 | |
| | | 57,740.28 | | 45,591.75 | |

| | | | | | |
|--|--|----------------|--|----------------|--|
| | | | | | |
| | | 25,000.00 | | | |
| | | | | 9,084.68 | |
| | | | | 1,800.00 | |
| | | 21,600,000.00 | | 21,600,000.00 | |
| | | 194,400,000.00 | | 194,400,000.00 | |

2

| | | 94,339.62 | 94,339.62 |
|--|--|---------------|---------------|
| | | 45,810.19 | 45,810.19 |
| | | 134,684.43 | 134,684.43 |
| | | 104,500.00 | |
| | | 46,189,912.98 | 52,151,997.83 |
| | | 757,900.00 | 757,900.00 |
| | | 54,400.00 | 91,300.00 |
| | | 28,000.00 | 152,000.00 |
| | | 738,325.00 | 788,325.00 |
| | | 2,644,000.00 | 2,644,000.00 |
| | | 1,296,671.60 | 59,715.80 |
| | | 2,253,509.20 | 1,543,279.20 |
| | | 54,792.46 | 54,792.46 |
| | | 605,465.73 | 5,037,604.33 |

| | | | |
|--|--|----------------|----------------|
| | | 721,018,700.00 | 721,018,700.00 |
| | | 770,000,000.00 | |
| | | 76,451,500.00 | 76,451,500.00 |
| | | 33,093,914.97 | |
| | | 500,000,000.00 | |
| | | 26,710.80 | 60,631.60 |
| | | 47,287,174.50 | 47,287,174.50 |
| | | 52,887,541.22 | 52,887,541.22 |
| | | 94,029,600.00 | 94,029,600.00 |
| | | 560,213.00 | |
| | | | 20,000.00 |
| | | 3,625,376.81 | 3,625,376.81 |
| | | 2,888,158.00 | |
| | | 111,600.00 | |
| | | 1,036,800.00 | |
| | | 443,740.62 | |

1

| | | | |
|--|-------------------------------|----|--|
| | | | |
| | 2019 8 2019 SCP001 5 | 19 | |

1

2019 6 30 165,863,300
 11.59%
 176,130,560 49,196,000 15.75%

1

1

| | 5,982,413,376.54 | 100.00% | 239,597,268.46 | 4.01% | 5,742,816,108.08 | 6,302,605,302.34 | 100.00% | 215,021,715.77 | 3.41% | 6,087,583,586.57 |
|--|------------------|---------|----------------|-------|------------------|------------------|---------|----------------|-------|------------------|

| | | | |
|---|------------------|----------------|-------|
| 2 | 133,763,515.21 | 6,305,402.92 | 4.71% |
| | 1,577,214,614.35 | 239,597,268.46 | -- |

□ √

| | | |
|---|---|------------------|
| | | |
| 1 | 1 | 841,537,061.13 |
| 1 | 1 | 841,537,061.13 |
| 1 | 2 | 474,302,129.60 |
| 2 | 3 | 260,804,900.00 |
| 3 | | 570,523.62 |
| 3 | 4 | 77,614.54 |
| 4 | 5 | 380,605.00 |
| 5 | | 112,304.08 |
| | | 1,577,214,614.35 |

2

| | | |
|--|------------------|------------------|
| | | |
| | 9,960,068,155.67 | 9,740,964,715.67 |
| | 9,960,068,155.67 | 9,740,964,715.67 |

1

1

| | | |
|--|-------------------|------------------|
| | | |
| | 20,706,721.76 | 54,591,370.75 |
| | 9,984,535,921.75 | 9,734,529,641.99 |
| | 10,005,242,643.51 | 9,789,121,012.74 |

2

| | | | | |
|--|----|-----|-----|--|
| | | | | |
| | 12 | () | () | |

| | | | | | | |
|------|---|----|--------------|---------------|---|---------------|
| 2019 | 1 | 1 | 1,569,865.01 | 46,586,432.06 | | 48,156,297.07 |
| 2019 | 1 | 1 | — | — | — | — |
| | | | 903,928.93 | 2,077,880.30 | | 2,981,809.23 |
| 2019 | 6 | 30 | 665,936.09 | 44,508,551.75 | | 45,174,487.84 |

□ √

| | | | | | |
|---|--|---|--|--|----------------|
| | | | | | |
| 1 | | 1 | | | 172,889,216.03 |
| 1 | | 1 | | | 172,889,216.03 |
| 1 | | 2 | | | 110,890,264.37 |
| 2 | | 3 | | | 25,374,582.84 |
| 3 | | | | | 14,170,787.97 |
| 3 | | 4 | | | 856,171.56 |
| 4 | | 5 | | | 5,000,468.70 |
| 5 | | | | | 8,314,147.71 |
| | | | | | 323,324,851.21 |

3

| | | | | | |
|---|--|---------------|--|--------------|---------------|
| | | | | | |
| 1 | | 48,156,297.07 | | 2,981,809.23 | 45,174,487.84 |
| | | 48,156,297.07 | | 2,981,809.23 | 45,174,487.84 |

4

| | | | | | |
|---|--|------------------|---|--|--------|
| | | | | | |
| 1 | | 1,042,801,854.37 | 2 | | 10.42% |
| 2 | | 630,558,504.32 | 1 | | 6.30% |
| 3 | | 369,390,441.67 | 1 | | 3.69% |
| 4 | | 321,922,142.51 | 2 | | 3.22% |
| 5 | | 294,127,983.81 | 3 | | 2.94% |

| | | | | | |
|--|----|------------------|----|--------|--|
| | -- | 2,658,800,926.68 | -- | 26.57% | |
|--|----|------------------|----|--------|--|

3

| | 11,188,915,695.2 7 | 34,000,000.00 | 11,154,915,695.2 7 | 10,497,324,375.2 7 | 34,000,000.00 | 10,463,324,375.2 7 |
|--|-----------------------|---------------|-----------------------|-----------------------|---------------|-----------------------|
| | 866,969,541.12 | | 866,969,541.12 | 867,264,226.94 | | 867,264,226.94 |

| | | | | | | | |
|--|----------------|----------------|--|--|--|------------------|--|
| | | | | | | | |
| | 2,750,000.00 | | | | | 2,750,000.00 | |
| | 5,000,000.00 | | | | | 5,000,000.00 | |
| | 55,000,000.00 | | | | | 55,000,000.00 | |
| | 97,000,000.00 | | | | | 97,000,000.00 | |
| | 500,000,000.00 | 500,000,000.00 | | | | 1,000,000,000.00 | |
| | 27,237,500.00 | | | | | 27,237,500.00 | |
| | 77,000,000.00 | | | | | 77,000,000.00 | |
| | 117,000,000.00 | | | | | 117,000,000.00 | |
| | 263,000,000.00 | | | | | 263,000,000.00 | |
| | 99,000,000.00 | | | | | 99,000,000.00 | |
| | 90,000,000.00 | | | | | 90,000,000.00 | |
| | 101,250,000.00 | | | | | 101,250,000.00 | |
| | 310,000,000.00 | | | | | 310,000,000.00 | |
| | 312,500,000.00 | | | | | 312,500,000.00 | |

25,000,000.00

25,000,000.00

| | | | | | | | |
|--|----------------|------------|--|--|--|----------------|--|
| | | | | | | | |
| | 8,720,000.00 | | | | | 8,720,000.00 | |
| | 9,000,000.00 | | | | | 9,000,000.00 | |
| | 348,000,000.00 | | | | | 348,000,000.00 | |
| | 68,706,000.00 | | | | | 68,706,000.00 | |
| | 550,000.00 | | | | | 550,000.00 | |
| | 900,000.00 | | | | | 900,000.00 | |
| | 1,200,000.00 | | | | | 1,200,000.00 | |
| | 1,650,000.00 | | | | | 1,650,000.00 | |
| | 4,600,000.00 | 400,000.00 | | | | 5,000,000.00 | |
| | 2,400,000.00 | | | | | 2,400,000.00 | |
| | 5,000,000.00 | | | | | 5,000,000.00 | |
| | 4,000,000.00 | | | | | 4,000,000.00 | |
| | 4,500,000.00 | | | | | 4,500,000.00 | |
| | 5,000,000.00 | | | | | 5,000,000.00 | |
| | 4,500,000.00 | | | | | 4,500,000.00 | |
| | 4,500,000.00 | | | | | 4,500,000.00 | |

| | | | | | | | |
|--|---------------|--|--|--|--|---------------|--|
| | 4,500,000.00 | | | | | 4,500,000.00 | |
| | 5,000,000.00 | | | | | 5,000,000.00 | |
| | 5,000,000.00 | | | | | 5,000,000.00 | |
| | 5,000,000.00 | | | | | 5,000,000.00 | |
| | 6,000,000.00 | | | | | 6,000,000.00 | |
| | 7,200,000.00 | | | | | 7,200,000.00 | |
| | 7,638,800.00 | | | | | 7,638,800.00 | |
| | 10,000,000.00 | | | | | 10,000,000.00 | |
| | 9,000,000.00 | | | | | 9,000,000.00 | |
| | 9,000,000.00 | | | | | 9,000,000.00 | |
| | 9,500,000.00 | | | | | 9,500,000.00 | |
| | 9,548,000.00 | | | | | 9,548,000.00 | |
| | 11,200,000.00 | | | | | 11,200,000.00 | |
| | 12,600,000.00 | | | | | 12,600,000.00 | |

63,000,000.00

| | | | | | | | |
|--|----------------|--|--|--|--|----------------|--|
| | | | | | | | |
| | 18,000,000.00 | | | | | 18,000,000.00 | |
| | 18,400,000.00 | | | | | 18,400,000.00 | |
| | | | | | | | |
| | 20,000,000.00 | | | | | 20,000,000.00 | |
| | 21,711,600.00 | | | | | 21,711,600.00 | |
| | 22,750,000.00 | | | | | 22,750,000.00 | |
| | | | | | | | |
| | 35,000,000.00 | | | | | 35,000,000.00 | |
| | 36,000,000.00 | | | | | 36,000,000.00 | |
| | 40,879,000.00 | | | | | 40,879,000.00 | |
| | 41,850,000.00 | | | | | 41,850,000.00 | |
| | 44,765,616.00 | | | | | 44,765,616.00 | |
| | 800,000,000.00 | | | | | 800,000,000.00 | |
| | 63,000,000.00 | | | | | 63,000,000.00 | |
| | 63,000,000.00 | | | | | 63,000,000.00 | |
| | 63,000,000.00 | | | | | 63,000,000.00 | |

| | | | | | | | |
|--|------------------|--|--|--|--|------------------|---------------|
| | 63,000,000.00 | | | | | 63,000,000.00 | |
| | 70,200,000.00 | | | | | 70,200,000.00 | |
| | 72,000,000.00 | | | | | 72,000,000.00 | |
| | 80,000,000.00 | | | | | 80,000,000.00 | |
| | 81,000,000.00 | | | | | 81,000,000.00 | |
| | 90,000,000.00 | | | | | 90,000,000.00 | |
| | 458,720,000.00 | | | | | 458,720,000.00 | |
| | 1,000,000,000.00 | | | | | 1,000,000,000.00 | |
| | 108,000,000.00 | | | | | 108,000,000.00 | |
| | 108,000,000.00 | | | | | 108,000,000.00 | |
| | | | | | | | |
| | 363,627,204.27 | | | | | 363,627,204.27 | |
| | 180,000,000.00 | | | | | 180,000,000.00 | |
| | 181,500,000.00 | | | | | 181,500,000.00 | 28,500,000.00 |
| | 386,000,000.00 | | | | | 386,000,000.00 | |
| | 297,000,000.00 | | | | | 297,000,000.00 | |
| | 19,200,000.00 | | | | | 19,200,000.00 | |
| | 17,600,000.00 | | | | | 17,600,000.00 | |

| | | | | | | | |
|---|---------------|--|--|--|--|---------------|--------------|
| | | | | | | | |
| | 36,000,000.00 | | | | | 36,000,000.00 | |
| | 18,000,000.00 | | | | | 18,000,000.00 | |
| | 26,000,000.00 | | | | | 26,000,000.00 | |
| | 5,000,000.00 | | | | | 5,000,000.00 | |
| | 5,000,000.00 | | | | | 5,000,000.00 | |
| | 27,000,000.00 | | | | | 27,000,000.00 | |
| | 37,218,600.00 | | | | | 37,218,600.00 | |
| | 5,000,000.00 | | | | | 5,000,000.00 | |
| | 14,019,400.00 | | | | | 14,019,400.00 | 5,500,000.00 |
| | 25,830,735.00 | | | | | 25,830,735.00 | |
| | 12,000,000.00 | | | | | 12,000,000.00 | |
| | 80,000,000.00 | | | | | 80,000,000.00 | |
| | 60,000,000.00 | | | | | 60,000,000.00 | |
| Tus-Sound (U.S.) Los Angeles Green Energy Inc. | 37,051,850.00 | | | | | 37,051,850.00 | |
| | 52,880,000.00 | | | | | 52,880,000.00 | |

| | | | | | | | |
|--|---------------|--------------|--|--|--|---------------|--|
| | 5,000,000.00 | | | | | 5,000,000.00 | |
| | 17,500,000.00 | 1,000,000.00 | | | | 18,500,000.00 | |
| | 5,000,000.00 | | | | | 5,000,000.00 | |
| | 4,000,000.00 | | | | | 4,000,000.00 | |
| | 5,000,000.00 | 9,000,000.00 | | | | 14,000,000.00 | |
| | 5,000,000.00 | | | | | 5,000,000.00 | |
| | 2,800,000.00 | 700,000.00 | | | | 3,500,000.00 | |
| | 5,000,000.00 | | | | | 5,000,000.00 | |
| | 7,000,000.00 | | | | | 7,000,000.00 | |
| | 23,400,000.00 | | | | | 23,400,000.00 | |
| | 5,745,000.00 | | | | | 5,745,000.00 | |

| | | | | | | | |
|--|------------------|---------------|--|--|--|------------------|--|
| | 490,000.00 | | | | | 490,000.00 | |
| | 100,000.00 | | | | | 100,000.00 | |
| | 1,330,000.00 | | | | | 1,330,000.00 | |
| | 3,000,000.00 | | | | | 3,000,000.00 | |
| | 50,000,000.00 | | | | | 50,000,000.00 | |
| | 5,000,000.00 | | | | | 5,000,000.00 | |
| | 69,000,000.00 | | | | | 69,000,000.00 | |
| | 500,000.00 | | | | | 500,000.00 | |
| | 36,000,000.00 | | | | | 36,000,000.00 | |
| | 50,812,300.00 | | | | | 50,812,300.00 | |
| | 15,004,100.00 | | | | | 15,004,100.00 | |
| | 49,502,500.00 | | | | | 49,502,500.00 | |
| | 90,000,000.00 | | | | | 90,000,000.00 | |
| | 101,913,000.00 | | | | | 101,913,000.00 | |
| | 1,300,000,000.00 | | | | | 1,300,000,000.00 | |
| | 1,800,000.00 | 235,000.00 | | | | 2,035,000.00 | |
| | 16,250,180.00 | 43,916,320.00 | | | | 60,166,500.00 | |
| | 1,510,000.00 | | | | | 1,510,000.00 | |

| | | | | | | | |
|--|-----------------------|--------------------|--------------|--|--|-----------------------|---------------|
| | | | | | | | |
| | 5,000,000.00 | | | | | 5,000,000.00 | |
| | 600,000.00 | 450,000.00 | | | | 1,050,000.00 | |
| | 23,592,490.00 | | | | | 23,592,490.00 | |
| | 8,700,000.00 | 7,300,000.00 | | | | 16,000,000.00 | |
| | | 930,000.00 | | | | 930,000.00 | |
| | | 4,900,000.00 | | | | 4,900,000.00 | |
| | | 1,230,000.00 | | | | 1,230,000.00 | |
| | | 1,530,000.00 | | | | 1,530,000.00 | |
| | | 26,000,000.00 | | | | 26,000,000.00 | |
| | 10,463,324.37 5.27 | 696,591,320.0 0 | 5,000,000.00 | | | 11,154,915.695 .27 | 34,000,000.00 |

2

| | | | | | | | | | | |
|--|--------------------|--|------------------|--|--|--|--|--|--------------------|--|
| | | | | | | | | | | |
| | () | | | | | | | | () | |
| | | | | | | | | | | |
| | | | | | | | | | | |
| | 819,259,4 45.06 | | 2,360,955 .86 | | | | | | 821,620,4 00.92 | |
| | 6,068,392 .20 | | 1,857.10 | | | | | | 6,070,249 .30 | |

| | | | | | | | | | | | |
|--|--------------------|--|--|-------------------|--|--|--|--|--|-------------------|--|
| | | | | | | | | | | | |
| | 30,220,07 9.21 | | | -1,499,15 8.27 | | | | | | 28,720,92 0.94 | |
| | 6,874,608 .54 | | | -1,060,87 8.81 | | | | | | 5,813,729 .73 | |
| | 4,841,701 .93 | | | -97,461.7 0 | | | | | | 4,744,240 .23 | |
| | 867,264,2 26.94 | | | -294,685. 82 | | | | | | | |

1

√ □

| | | |
|--|----------------|--|
| | | |
| | 36,287,284.88 | |
| | 159,354,085.41 | |
| | -4,915,804.72 | |
| | 29,879,433.29 | |
| | 648,945.06 | |
| | | |

第十一节

备查文件目录

以人为本

知行合一

知行合一

公司
, Ltd.



启迪环境公众号

启迪环境科技发展股份有限

TUS-Environmental Science and Technology Development

地址：湖北省宜昌市沿江大道114号

电话：0717-6442936

网址：www.tus-est.com